

# THE ANGLE

April 2023

Volume 87 • No. 3



"ZABRISKIE POINT"  
by Walter Naumann



*Newsletter of the Channel City Camera Club*  
*Founded 1939 • Santa Barbara, CA*

*A Member Club of the Photographic Society of America*  
*[www.psa-photo.org](http://www.psa-photo.org)*

Founded in 1939, The Club meets publicly from February through November (no meetings in December, January, or August). An awards presentation occurs annually in January. Exhibitions are held on the first Tuesday of each month, Programs occur on 3rd Tuesdays, and Education, Training, or Non-competitive Sharing occurs on 4th Tuesdays. Check "Upcoming Events" for details. Annual membership dues are \$50.00. Meetings are free to members and guests and we are always happy to see new faces. Only club members may enter works into juried exhibitions, attend field trips, join special interest groups, receive mentoring/non-juried critiques, or participate in gallery shows.

Before COVID-19 restrictions we met at Farrand Hall, Santa Barbara Museum of Natural History. All current meetings are held virtually through Zoom.

Meetings open at 6:50 p.m. and formal programs begin at 7:00 p.m. We welcome guests interested in becoming members. If you would like to visit one of our Zoom meetings, please contact: [membership@cccameraclub.com](mailto:membership@cccameraclub.com)

## ***USEFUL LINKS***

[Channel City Camera Club Website](#)

[CCCC Photo Website on Flickr](#)

[CCCC Facebook Group Page](#)

[The Angle Archives Website](#)



*Click icon for link*

Email Exhibition Images : [c4exhibitions@gmail.com](mailto:c4exhibitions@gmail.com)

Email Angle Editor at : [angle@cccameraclub.com](mailto:angle@cccameraclub.com)

# *Table of Contents*

**Pg 1: Upcoming Events**

**Pg 2: President's Message**

**Pg 3: From the Editor**

**Pg 4: Exhibition Image Requirements • Special Assignments**

**Pg 5: New Expanded Nature Category Options**

**Pg 6: April Judges Bios**

**Pg 8: Exhibition Highlights from March**

**Pg 18: Program Night**

**Pg 19: Fourth Tuesday – Virtual Creative Assignments**

**Pg 21: Field Trips**

**Pg 22: Bird, Wildlife, and Landscape Special Interest Groups (SIG)**

**Pg 25: Other SIG News & Resources • Street Photography**

**Pg 26: Other SIG News • Storytellers • Night Photography**

**Pg 27: Image Evaluations • PSA News**

**Pg 28: Print Show • Camera Help**

**Pg 29: Tech Talk**

**Pg 32: Member News**

**Pg 33: For Sale**

**Pg 34: Travel Journal**

**Pg 36: Mentor Program**

**Pg 38: Meet the Board of CCCC**

**Pg 39: Back Page Photos**

**NOTE:** Table of Contents links are not supported at this time. See page numbers above and enter Command-F (Mac) or Control-F (PC) followed by "Pg #" replacing # with the page you want.



# Upcoming Events

## Next Juried Exhibition Night - MAY 2

*Tuesday, May 2 @ 7:00 p.m.*

*Zoom meeting opens at 6:50 p.m.*

*Submissions due by Friday, April 21 at midnight*

***NO special assignment***

***Expanded Nature ALLOWED in May***

## Program Night - April 18

**"Why Mentors Matter"**

**Presenter: Mike Reid**

*Tuesday, April 18 @ 7:00 p.m.*


*Zoom meeting opens at 6:50 p.m.*

## 4th Tuesday - APRIL 25

**Images from Photographers You Admire**

*Tuesday, April 25 @ 7:00 p.m.*

*Zoom meeting opens at 6:50 p.m.*



# Is CCC Important to You?

*A plea for your help...*




If you answered with some form of "Yes", I'd like to ask if you'd be willing to pitch in and help me with some important club activities. Here's a brief summary of what you could do for the club:

1. File preparation and distribution of The Angle (not writing or editing)
  - Each month, Linda Kavanagh, the editor of the Angle prepares an edition using an online publishing program called Canva. After each edition is complete we need someone to make some final edits (suggested by club board members) and download the final edition for distribution. This file needs to be compressed (made smaller) with a free online tool and readied for emailing.
  - Basic computer skills are required, but I'm willing to train any member(s) in the process and be available for support as needed.
2. Organize **ONE** field trip this year **OR** coordinate other members to do so.
  - There's been a bit of chatter about getting interested members together for photo shoots or educational field trips. A few members have proposed some specific events. We need a few more volunteers for more events. More importantly, we need ONE person to act as the coordinator of these events. It's an easy gig, that would help to bring us together with no Zoom required.
3. Work on kick-starting the critical aspects of a return to limited live club meetings.
  - Again, there's lots of chatter about when we can begin more regular live meetings. We have a viable option for this at Valle Verde, and there may be more options. Unfortunately, it's beyond my current capacity to coordinate this project. Want live meetings? Help us get them started again.

Let me know you're willing to step up by emailing me at: [president@cccameraclub.com](mailto:president@cccameraclub.com) or by using the online member directory to look up my phone number for a call or text.

- Bill

*"You can look at a picture for a week and never think of it again. You can also look at a picture for a second and think of it all your life."* - Joan Miro



Planning what I call another photo journey and including a country and an area I have not visited before so that is exciting. This is in response to my best friend's retirement from a company she has worked for some 30 years and said she wants to see SE Asia. So off we will go according to all my planning and she just follows. I am especially excited about seeing Laos. It is a beautiful country filled with timeless landscapes, waterfalls, and temples. Although I have been to Hong Kong I never had time to ferry over to Macau, a Portuguese territory until 1999 now a special administrative region of China. The historic center of Macau has been inscribed as a World Heritage site. Then of course you have the "Vegas of the East". Going to have a look for a comparison but gladly I am not a gambler. Another first is that a new "luxury" airline is starting to fly from LAX named STARLUX so I have a ride home from Kaula Lumpur booked for my return to try them out. A brand new plane at that. So I have a full 35 days of hopping about in six different countries. My homework now is to start researching the best photo stops at each place. I want to return to places I've been and find new places to venture for good photo ops. It always seems I never had enough time and I welcome the chance to go back to countries I have traveled to before.

*editor - Linda Kavanagh*

## **New for 2023:**

### **Online Schedule of Exhibitions, Special Assignments and Expanded Nature**



[Click here](#) to view or download the full year's schedule for 2023 Exhibition Nights (including Special Assignments, Expanded Nature, and Submission Deadlines)

---

### **A Reminder About Image Sizes**

There is no required file size for exhibition entries, however, submissions that are **under 2400 pixels horizontally or 1600 pixels vertically** may not display sharply in the judge's gallery. Conversely, images **over 3840 pixels horizontally or 2160 pixels vertically** provide no significant advantage.

---

### **Exhibition Night File Naming Protocol**

The current file-naming protocol for exhibition submissions is: **CAT Title by Firstname Lastname**

Note that underscores [ \_ ], dashes [ - ], %% symbols, and periods **are not necessary** and discouraged unless they are an explicit part of the title. Here's an example:

#### **NAT Fall Colors in Antarctica by Ernie Shakleton**

The 3-letter (ALL CAPS) category abbreviations are simply the first three letters of the category: CRE, NAT, OPE, PEO  
**Submissions with incorrect file names may be rejected or returned for correction.**

## NEW: Expanded Nature Option

---

At four Exhibition Nights this year, the traditional Nature Category will be expanded to include some subjects and techniques not previously allowed. For exhibitions in **March, May, July, and October this year**, you may choose to submit Nature images that go beyond our current Nature Rules. You can also choose to continue to submit images that meet the traditional requirements. This is not a new category

Here's what you can do differently with your Nature submissions in those months:

- The Expanded Nature option allows for the depiction of the intersection of nature and humans.
- Images may depict subjects that have adapted to an environment modified by humans, where these human elements are an integral part of the nature story; or where the human elements are in situations depicting natural forces, like hurricanes or tidal waves; and..., well, it's up to you.
- Solid black and solid white backgrounds and studio shots are allowed in Expanded Nature
- Humans as non-essential subjects and/or human-made elements that contribute to the storytelling nature of the image are allowed
- The removal of minor, distracting elements or defects (dust spots) is also allowed.

Note that all Expanded Nature images will be scored as Nature submissions and no changes to end-of-the-year recognition are being made... just a few opportunities to expand what you present as "Nature."



## EXHIBITION NIGHT: Judges

Stuart Wilson

**Tuesday, April 4 @ 7PM [Zoom opens at 6:50PM]**

**Professional Judge:** Chuck Place

**Professional Judge:** Tony Mastres

**Club Judge:** Ellen Clark



**Chuck Place** has worked as an editorial photographer for over thirty-five years, specializing in aerials, food, real estate and people on location. His clients include National Geographic, Sunset, Islands, Time, and Smithsonian and he is also the sole photographer of six books. Chuck taught at Brooks for many years and now teaches photography classes at Santa Barbara City College and through private tutoring. Chuck has a popular blog with photography tutorials on a wide range of subjects along with posts by other instructors.

<https://santabarbaraphotographicworkshops.wordpress.com>

**Tony Mastres** is the head photographer at UCSB's Photo Services where he has worked for the past 27 years. Prior to UCSB, he operated a commercial photography studio in the San Diego area, servicing a diverse clientele. A native of San Diego, Tony graduated from Palomar College before moving to Santa Barbara to attend Brooks Institute, where he graduated in 1990. Tony's duties at UCSB include photographing everything from architecture and art exhibits to soccer, basketball, and other sports. He is also responsible for producing portraits, scientific, and marketing images as well as maintaining UCSB's stock image library.

**Ellen Clark** is a Los Angeles-based travel writer and photographer. Ellen has dreamed of traveling for as long as she can remember. Always willing to go anywhere at a moment's notice, she's traveled to places she'd only dreamed about and has shared her adventures through pictures and stories. She's won numerous awards, including being twice named Photographer of the Year by the Society of American Travel Writers. She has traveled extensively, particularly in North America and Asia, and her award-winning stories and photographs have appeared in magazines, newspapers and guidebooks. <http://www.ellenclarktravel.com>



*photos by  
Ellen Clark*

CREATIVE EDITING  
Juried Highlights March

"HOMAGE TO  
ROTHCO"  
by  
*Chris Seaton*



"OHIO FARM"  
by  
*Zoltan Puskas*



*"ORGANZA" by Judith Barat*



*"HIBISCUS COLOR" by Pat Birdsell*

NATURE  
Juried Highlights March



*"ANTS DRINKING POISON" by Stuart Wilson*



*"FEATHER SHREDDER" by John Stuelpnagel*



*"ANTARCTICA ICEBERG by Glen Serbin*



*"TOMALES BAY" by Chris Jones*

OPEN  
Juried Highlights March



"RETURN TO SENDER" *by Steven Lewis*



"POLITICAL LANDSCAPE" *by Bill Banning*



*"MOVIES AT THE CASTRO" by Dave Basso*



*"SAGRADA FAMILIA" by Stephen Sherrill*



PEOPLE  
Juried Highlights March



*"SNAKE CHARMER" by Chris Jones*



*"MACHISMO" by Bob Rottenberg*



*"GUYS AND CARS" by Dennis Power*



*"MONGOL  
CAMEL  
TRADER"  
by Bill Hallier*

HIGHEST SCORE: MARCH 2023

It's a  
25!



PEOPLE "ALEXANDRA" by Stephen Sherrill

# ADORABLE? FUNNIEST ? WEIRDEST?

## MARCH 2022



*"SAFE" by Bill Hallier*



*"SEW, WHAT'S UP" by Bill Charboneau*


Tuesday, April 18, 2023

Program starts at 7:00 pm Virtual Zoom

Zoom will open at 6:50pm

## **Why Mentors Matter**

Presenter: Michael Reid



Mike Reid came to photography and Cinematography in a very roundabout way. After graduating from chef school in Toronto and running a restaurant, he changed careers one day after talking to one of his often late chefs about why they were never on time. The film school that chef was attending intrigued Michael and he signed up the next day. He's been very fortunate from that day forward to have a series of fantastic mentors that have helped him navigate many different corners of the business, from producing content and working with clients with the largest music video production company in Canada, to making documentary films with some of the most celebrated documentary filmmakers, and travelling the world with Canada's top photographer. Each of these great mentors have been and continue to be great sources of information, inspiration, and friendship throughout his career. Along the way he's also been able to make his own projects for National Geographic, Smithsonian, Discovery Channel, BBC, and many others.



## 4th Tuesday Program

Organized by Zoltan Puskas - Made possible by YOU!

---

April 25, 2023 • 7:00 pm Virtual Zoom

### CREATIVE ASSIGNMENTS

*Share Images from Photographers You Admire*

ORGANIZER-HOST: Club Member, Zoltan Puskas

EMAIL SUBMISSIONS: [zpuskasvl@gmail.com](mailto:zpuskasvl@gmail.com)

**April 25, 2023...** Pick 2/3 images from 2/3 photographers you admire. Select the images and be prepared to share your screen to show and discuss each image and why they (the photographers and images) were selected.

You may submit images to Zoltan or be prepared to share your screen with images on your computer or links to images online

**When submitting images to Zoltan, please label each one with your last name and the image title. If the sequence of images is important, follow your name with the sequence number.**

**[Example]:** Lastname-01\_Title.jpg

### UPCOMING 4TH TUESDAY ASSIGNMENTS

**May 23 , 2023...** Create several mages that have a reflection. You may use a mirror, store window glass, etc. almost anything except water.

**June 20, 2023...** Show us 2-3 websites you've found that contain relevant content for your photographic style and/or interests. Prepare to share your screen and tell us why you selected these sites.

## 4th Tuesday Assignments: Basic Guidelines

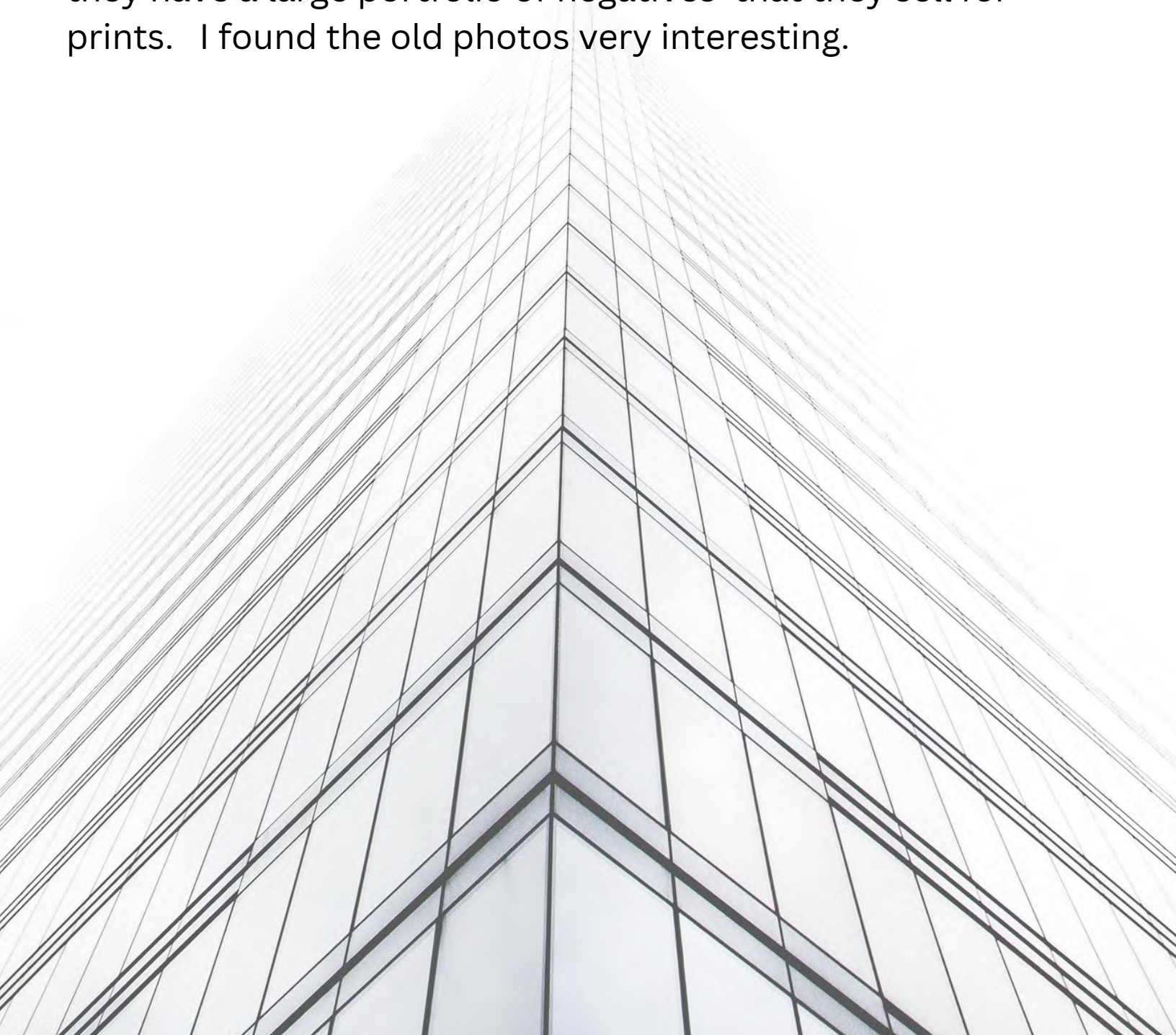
- All CCCC members will be notified of the Creative Assignments via the Angle. Each month will feature 3 predetermined photo assignments
- Images may be newly created or from your photo albums
- Each member/attendee may pick one to three assignments and interpret them as they see fit in the category
- Assignments are due the day of the meeting which is typically the 4th Tuesday of each meeting month (we will not meet in January, August, and December)
- Prepare to share your screen and discuss your interpretation of the assignment
  - Discuss why you created this image
  - Images may be post-processed using CCCC-allowed techniques that we typically use in each of our monthly image categories: NAT, CRE, etc.
- We'll have a discussion/critique about each submitted image
- Images may be used in our CCCC Exhibition
- Please label your images with your name, image title(if any) and a 1 or 2 word label for the category

## Santa Barbara Vintage Photography

<https://santabarbaravintagephotography.com/>



The website displays a gallery of historic photos of Santa Barbara, Montecito and Summerland in a lower resolution as they have a large portfolio of negatives that they sell for prints. I found the old photos very interesting.





# SPECIAL INTEREST GROUPS - SIG

## ***BIRD / WILDLIFE & LANDSCAPE SIG***

***DON GREEN***

### Birds of the Wetlands

It's April 1st and you probably expect the April Fool issue. I'm not that good of a writer to make this article read like an April fool joke. Sorry to disappoint. I'm sure some of you already cringe at my grammar, sentence structure, and punctuation. I promise no April fool issue. The only fool here is the one writing this.

March like February was a bit wet but that hasn't stopped the birds from hooking up. Some of you may have noticed a lot of Cooper's Hawk photos of mine lately in the Flicker album. That's because I have a nesting pair in an adjacent tree to our property and that means photo opportunity. The birds are very active and provide great entertainment as they fly about, continue to mate, and try to snatch other small birds for dinner. Yes, nature is cruel that way. One of the hawks did manage to grab an early morning rat so I am thankful for that. As for the pesky Nuthatches, well, they're still around and seem to have moved into a birdhouse in our courtyard so I'll be able to keep a close watch on that. Locally Lake Los Carneros is full. All that water had to go somewhere and it's nice to see it here. That much water has also changed the landscape in that you need to find different angles and locations to photograph the birds on the water. A good spot I've found is at the most east end of the lake just off the main path where you can get down to the waters edge. A bit soggy though so plan accordingly. A photo blind or screen set here would provide great opportunity for getting water level photos of the birds. Also there is much more interest in the water with sticks and such to augment the bird. Morning light would be best for this location. Lately my "Go-to" place in the morning is that pedestrian bridge

[Click to view](#)



[Bird / Wildlife & Landscape SIG and all CCCC Photo Albums](#)

I mentioned last month at the ocean end of the airport as lately there is plenty of early morning bird activity here. Early morning is defined as well before 8am. By 9am you might as well go somewhere else as the sun is out of position by then. Just remember to watch out for bikes going past as just yesterday once again I got spooked by someone going quite fast and close-by on a bike. I recommend you try it but just be alert. Goleta Beach remains a mess, the tides are important to bird feeding activity with an incoming tide being best, but plenty of other bird activity with the herons nesting right now.

And that brings us this month's theme: nesting pairs, and new birds. It is spring, after all.

Right then, that's it...as promised no April Fool issue.

See you out there,  
Don





# Other SIG News & Resources

## STREET PHOTOGRAPHY SIG

### DAVID AUSTON & CHRIS SEATON

#### Pennsylvania Street Scenes



*street photos by Pat Birdsell*

## ***STORYTELLERS SIG***

***Judith Barat***

This is a small group of members who meet monthly (typically on the first Monday of the month at 7:00 p.m. It's loosely structured around discussion and sharing of all types of photography with a focus on creative expression and story-telling. Interested in learning more?

Contact Judith Barat at [baratjudith@gmail.com](mailto:baratjudith@gmail.com)

## ***NIGHT PHOTOGRAPHY SIG***

***Ron Williams***

After a successful nighttime outing to shoot the Milky Way, this group is inactive. It may reappear in the night skies above Santa Barbara if there is sufficient interest. If you're interested in this genre of photography, you

can contact Ron Williams at [laladera77@gmail.com](mailto:laladera77@gmail.com)



*photo by Ron Williams*

## ***NEW SIGs ENCOURAGED***

***Your Name Here***

If you'd like to see a new SIG and would be interested in hosting it. Let us know. Start with an email to [president@cccameraclub.com](mailto:president@cccameraclub.com)

## IMAGE EVALUATION

STUART WILSON

---

The Club will continue its successful evaluation program in 2022. Its objective is to help members improve their photographic skills. Club members may submit one photo per month via email for critique and helpful suggestions by some of our more advanced members. Members may use this service to help them refine their entries in the monthly exhibitions. Your photo will be sent to our reviewers anonymously and their comments will be emailed to you a few days later. Simply email your photo, resized to no more than 1400 pixels on the long side to:



[stuarttwilson@gmail.com](mailto:stuarttwilson@gmail.com)

with a subject heading of "Image Evaluation Program" The image will not be published.

## PSA NEWS

Walter Naumann

---

The Photographic Society of America Website

[www.psa-photo.org](http://www.psa-photo.org)



The Photographic Society of America 2023 Photo Festival  
Williamsburg, Virginia  
September 27 to 30, 2023

For more information:

<https://www.psa-photogathering.com/>



**Don't Miss the Print Show!**

**CCCC EXHIBITION  
FAULKNER GALLERY  
SANTA BARBARA PUBLIC LIBRARY**

**KEY DATES TO SAVE**

**Ingathering: Saturday, July 1**

**Takedown: Monday, July 31**

**Details to be advised at a later date.**

*"Stare. It is the way to educate your eye, and more. Stare, pry, listen, eavesdrop. Die knowing something. You are not here long."*

*- Walker Evans*

## CAMERA HELP

The following members have volunteered to provide "camera help."  
You are welcome to contact them if you need help.

### **Canon Cameras:**

- Stephen Sherrill and Sally Berry (Canon EOS R & R5 Mirrorless)

### **Nikon Cameras:**

- Stuart Wilson or Ron Williams (Especially D800 & D7000 series)

### **Fujifilm Cameras:**

- David Auston and Bill Banning

### **Sony Cameras:**

- Pat Birdsell

# TECH TALK:

## for Photoion Photography School

---

With the rain California has finally been receiving I thought about a topic that can make even the most experienced photographer filled with dread – rain!

There's little more frustrating than heading out to capture that image that's been burned into your mind for days, only to have the weather turn at the last minute and for the rain to ruin your images. In fact, most people pack away their equipment when the rain starts to fall and wait for it to clear before heading back out to start photographing again. However, you don't need to be afraid of taking images in the rain, and a change in the weather doesn't have to mean the end of a day of photography, even if it means the image you went out to get isn't possible.

Today we're going to be looking at some tips for getting the most out of the weather and capturing some fantastic images with rain photography.

### **Preparation, preparation, preparation!**

The key to never feeling like you've been caught off guard by a sudden turn in the weather is preparation. Sooner or later in your photographic journey, you are going to encounter rain that you didn't expect, but if you're prepared it will barely even slow your shooting down.

When you are capturing images in the rain, the most important thing is keeping yourself and your camera dry.

To keep yourself dry you'll want a raincoat with a hood – you won't have free hands to use an umbrella if you're using the camera. A hat with a peak is also excellent because it adds an extra layer of protection.

Always keep a camera cover in your bag so that if you unexpectedly find yourself caught in the rain your camera will stay dry. In a pinch, you could use a plastic bag with a hole cut for the lens. Just be sure to use an elastic band or some tape to seal the open end and protect the camera body.

Always keep a towel handy to dry your camera body should it get wet, but make sure to only use lens cloths on the lens.



## **Shoot for the clouds**

Clouds are fascinating photography subjects. No two are ever the same and their presence can drastically change the tone of an image. Cloud formations can enhance the landscape and add drama to your photographs. Sometimes you can get really lucky and catch shafts of light shining through gaps in rain clouds. Obviously with cloud formations you are going to need to be quick as these can change rapidly. By capturing your images through a window, you keep you and your camera dry. There are a number of techniques that can potentially help you to eliminate reflections such as using a lens skirt, getting as close to the window as possible and using a polarizing filter.

## **Embrace water droplets**

If you keep the window closed, you can take full advantage of the water droplets and condensation on the glass. Water droplets will have tiny reflections in them that can make amazing images on their own with the right lens. Or if you are in view of an iconic location, you can use the distortion of the water droplets to create an interesting perspective on a well-known landmark or tell a story like Steve McCurry did in the iconic image above.

## **Shoot puddles**

It's not often you'll find rain without puddles. These small pools of water act like mirrors reflecting the world around them, and you can use this to your advantage to create interesting images of your subject. You can capture plain images of a flat reflection in the puddle, or you can drop something in the puddle to create ripples just before you take the image to distort it and create something completely different.

## **Focus on Water Droplets**

After the rain has stopped there will be a period where water droplets will still hug plants and other surfaces. With the rain stopped, you won't have to worry about getting wet while you take advantage of these water droplets. Leaves and spider webs are great places to start for capturing images focused on water drops.

## **Keep an eye out for umbrellas!**

On most rainy days, you'll find no shortage of people carrying umbrellas. Most will carry dark colored umbrellas, which you can use to create

somber and moody images. But occasionally you'll see a bright and vibrant umbrella that stands out among the rest. These can be a fantastic focal point for your photographs because they provide so much contrast with the other umbrellas around them.

### **A world reflected**

During rain, almost everything becomes a reflective surface to some degree, and you can use this to add more life to your image. A photograph of a road might normally seem flat and dark, but during or after the rain, when the road is wet, it will reflect light sources and add new light and life to the scene. These reflections allow you to capture images that are much lighter than you would otherwise be able to capture, especially during the night hours.

### **Make a splash with Rain Photography**

The best photos pause moments of action, and capturing splashes from rain can get you some unique action photographs. There are many ways to get better action photos, including raising your shutter speed to 1/1000 or more or using a flashgun to freeze a splash! We hope you've found these tips useful and they've given you the confidence not to run for cover the next time rainclouds appear during a shoot.

photo by Chris Chan



## MEMBER NEWS

**from** MEMBER LINDA KAVANAGH:

**Art Through the Lens 2023** is open to all without restrictions on content. It provides photographers an outlet for their art, encouragement for growth in their vision and presentation and cash rewards for works of exceptional merit. Each year from the works submitted, 50-70 images are selected for exhibition by a highly qualified juror. \$1,500 in cash awards will be given to works of high merit. Art Through the Lens 2023 will be on display from July 15th-September 2nd.

Originating in 1975 as the Paducah Summer Festival Photo Competition, Paducah Photo has grown from a fledgling contest into an international juried exhibition. Over the past 40+ years, this exhibition has become one of the Mid-South's most prestigious annual photographic events.

In 2013, Paducah was bestowed the honor of being designated a member of the United Nations Educational, Scientific & Cultural Organization (UNESCO) Creative Cities Network in the area of Crafts & Folk Art. To embrace both this international honor and reflect the international growth of the exhibition, Paducah Photo took on a new name, Art Through the Lens.

**From** the Angle Editor: Anyone want to send in a few images for next months Angle of their street photography please do.

[angle@cccameraclub.com](mailto:angle@cccameraclub.com)

ONLY  
\$30!

FOR SALE  
BY  
CLUB MEMBER

I have an **18.0" x 24.0" maple frame, natural color**. It is .75" wide, and 1.50" deep with square edges. It is unassembled and still in the plastic that it was shipped in. It comes with all the hardware to assemble and hang the frame. I can help the purchaser to assemble it if necessary. It will require some basic wood glue.

\$30. That price is about 1/3 of its cost new.

There was some miscommunication between me and the online frame company I bought it from. This wasn't exactly the frame I wanted and the company made my order good with another frame. I offered to return this frame, but the company declined. I'm not going to include a picture since it's still all wrapped up.

Bert Buenik

My landline number is 805-964-6202

email4bb@yahoo.com.


Pack your suitcase for your trip through the lens and a member's journal . . . TOMB OF NEFERTARI LUXOR EGYPT  
- by Linda Kavanagh

Amazingly preserved of any Egyptian burial site and oppulent of colorful decorations of is the Tomb of Nefertari, wife of Ramesses II. The paintings are found on almost every available surface in the tomb, including thousands of stars painted on the ceiling of the burial chamber on a blue background to represent the sky.

Located in the Valley of the Queens, Luxor Egypt the tomb was discovered in 1904 by Ernesto Schiaparelli, Director of the Egyptian Museum in Turin.



The paintings inside the tomb are not only are the best preserved, maintaining their original color and not flaking off as in other tombs but also portray the most detailed source of information about the ancient Egyptians journey towards afterlife.



By the time Schiaparelli opened the tomb it had already been "tomb raided" including her sarcophagus and all the treasures buried with her. Just parts of the mummy's knees were left and those are now on display in the museum at Turin. Queen Nefertari was buried some 3200 years ago.

The striking paintings of this restored tomb is by special permit over and above what is available with the Luxor Pass and a reserved entry is recommended.



## David Auston

**Bill Banning:** Editing software, MacOS operating system, Zoom support.

**Judith Barat:** Mentoring beginning photographers. She uses a Canon 5D Mark IV.

**Chris Seaton:** Assist members to get images ready for competition.

**Stephen Sherrill:** General photographic and art mentoring.

**Bob Wagener:** Bob is available to help with all things film: choosing your format, locating and testing a solid camera, restoration and minor repairs, shooting with film, even scanning your images into digital files for post-processing.

**Ron Williams:** Can assist with submitting prints to Club Exhibitions and Nikon cameras.

**THE MENTORS**





## CHANNEL CITY CAMERA CLUB BOARD 2022

President.....	Bill Banning
Vice President.....	Steven Lewis
Secretary.....	Damian Gadal
Treasurer.....	Bob Wagener
Past President.....	Walter Naumann
Projected Images Director.....	Chris Seaton
Print Exhibition Director.....	Ron Williams
Print Show Director.....	George Welik
Program Director.....	Deb Gibson
Education Director.....	Vacant
Membership Director.....	Sally Berry
Equipment Director.....	Temporarily Suspended
Field Trips.....	Judith Barat
Angle Editor.....	Linda Kavanagh
Judges Director.....	Stuart Wilson
Publicity Director.....	Carrie Topliffe
Webmaster.....	Damian Gadal
Scorekeeper.....	Zoltan Puskas
PSA Representative.....	Walter Naumann



*"CYPRESS BAYOU" by Bruce Straits*



*"STANDING IN AWE" by Bill Hallier*