

# THE ANGLE

February 2021  
Volume 84 • No. 1



*"Mask" by Bill Banning*

*Recipient of the 2020 MERRILL C. HART AWARD  
for dedicated service to the Channel City Camera Club*



# Table of Contents

**Pg 1: Upcoming Events**

**Pg 2: Club Information**

**Pg 3: President's Message**

**Pg 4: From the Editor**

**Pg 9: Exhibition: Image Requirements**

**Pg 9: 2021 Special Assignments**

**Pg 10: Exhibition: Judges**

**Pg 12: 2020 High Average Scores and Award Recipients**

**Pg 31: Program Night**

**Pg 32: 4th Tuesday Program**

**Pg 33: Field Trips**

**Pg 34: Special Interest Groups**

**Pg 37: Image Evaluations**

**Pg 37: PSA News**

**Pg 38: Print Shows**

**Pg 38: Camera Help**

**Pg 39: Critique This Image (Anonymous Critique)**

**Pg 41: Tech Talk**

**Pg 43: Member News**

**Pg 44: Travel Journal - "*Prague*" by Linda Kavanagh**

**Pg 46: Mentor Program**

**Pg 48: Classified Corner • For Sale**

**Pg 49: Meet the Board of CCCC**

**Pg 50: Back Page Photos**

**NOTE:** Links unsupported properly at this time. See the Table of Contents above and enter Command-F (Mac) or Control-F (PC) followed by "Pg #" replacing # with the page you want.



# upcoming events

All meetings are currently held virtually with  
**Zoom Link Reminders Sent  
before 5:00 p.m. on meeting nights**

*Tuesday, February 2, @ 7:00 p.m. (Meeting opens at 6:45 p.m.)*

## **Juried Exhibition Night • February 2021**

*Tuesday, February 16, @ 7:00 p.m. (Meeting opens at 6:45 p.m.)*

## **Program Night: CCCC & Niagra Frontier Regional Camera Club**

*Friday February 19, @ 11:59 p.m (SPECIAL ASSIGNMENT)*

## **Deadline for March Exhibition Digital and Print Submissions**

- Special Assignment this Month (Open): My Pandemic Life
- Digital files to Chris Seaton: <c4exhibitions@gmail.com>
- Prints received by Ron Williams <printexhib2@cccameraclub.com>
- USPS or Personal Delivery to 4195 La Ladera Rd • Santa Barbara CA 93110

*Tuesday, February 23, @ 7:00 p.m. (Meeting opens at 6:45 p.m.)*

## **4th Tuesday Program: Photographic Motivation**

*Tuesday, March 2, @ 7:00 p.m. (Meeting opens at 6:45 p.m.)*

## **Juried Exhibition Night • March 2021 • Special Assignment (Open)**



# *Newsletter of the Channel City Camera Club*

## *Founded 1939 • Santa Barbara, CA*

*A Member Club of the Photographic Society of America*  
[www.psa-photo.org](http://www.psa-photo.org)

Founded in 1939, The Club meets publicly from February through November (no meetings in December, January, or August) and an awards presentation occurs in January. Exhibitions are held on the first Tuesday, Programs occur on 3rd Tuesdays, and Education, Training, or Non-competitive Sharing occurs on 4th Tuesdays. Check "Upcoming Events" for details. Annual membership dues are \$50.00. Meetings are free to members and guests and we are always happy to see new faces. Only club members may enter works into juried exhibitions, attend field trips, join special interest groups, receive mentoring/non-juried critiques, or participate in gallery shows.

**Before COVID-19 restrictions we met at Farrand Hall, Santa Barbara Museum of Natural History. All current meetings are held virtually through Zoom.**

Meetings open at 6:45 p.m. and formal programs begin at 7:00 p.m. We welcome guests interested in becoming members. If you would like to visit one of our Zoom meetings, please contact: [membership@cccameraclub.com](mailto:membership@cccameraclub.com)

## **USEFUL LINKS**

[Channel City Camera Club Website](#)

[CCCC Photo Website on Flickr](#)

[CCCC Facebook Group Page](#)

[The Angle Archives Website](#)



*Click icon for link*

Email Exhibition Images : [c4exhibitions@gmail.com](mailto:c4exhibitions@gmail.com)

Email Angle Editor at : [angle@cccameraclub.com](mailto:angle@cccameraclub.com)



## PRESIDENT'S MESSAGE

Bill Banning

# New Year... New Stuff... Continuing Challenges...



**New Year...** Welcome to CCCC 2021! Although we're starting the year with restrictions few of us ever imagined would still be keeping us isolated and close to home, we're well-positioned to have another outstanding year! It's starting out with a bang on February 2, with the first Exhibition Night. More entries than last year (which was still an in-person event). And check out the offerings on Program Night (pg. 31) and 4th Tuesday (pg. 32).

**New Stuff...** First I'd like to welcome our newest Board Member, Carrie Topliffe, who will be taking the Publicity Director role from Ron Williams, who will be dedicating his CCCC energy to managing the Print submission and mailing process for exhibition nights.

Next, I'd like send out a huge "THANK YOU" to Bob Wagener and Damian Gadal, who managed to bring us another step into the digital age with the implementation of an online dues payment option for members who'd prefer not to write and mail checks. [Take a look and try it out if you haven't paid you dues for 2021.](#) You can also find it on the website under the Information > Membership menu.

Then there's the new Exhibition Category, "Creative/Conceptual Editing" which expands on (and replaces) Altered Reality. [Download the 2021 Annual Guide \(pg 9\) for details](#)

We have a new edition of the [2021 Annual Guide](#) and a beautiful 75-page retrospective [2020 Year in Review](#) that's chock-full of award-winning photos from last year.

**Continuing Challenges...** We're still short one Board Member (Education/Traning/4th Tuesday Coordinator). We're limping along without one, but could sure use a dedicated member to step up and coordinate our 4th Tuesday Program.



"It's a New Year let's make the most of it!  
Let's go hunt for wildlife



Wildlife photography is a challenging genre of photography and is an encounter that offers a wonderful shooting experience; the one that is using a camera versus a lethal rifle is far more rewarding. In fact, the operation of taking a stunning photo that is memorialized forever is much more technical than raising a weapon with a scope and pulling a trigger. Being with nature and often alone or with a small group that can social distance in this present era is the perfect way to spend your time and capture amazing photos. And without work or places to go you have the time!

Once you have gathered your gear—lenses that offer telescopic and closeup capabilities—make sure you bring proper protection for weather and dust. Out in the wilderness, these two elements present the most damage to your equipment. Have an appropriate outfit, sun-hat and rain poncho, good broken-in walking shoes/boots in a comfortable and maneuverable pack if there will be a lot of hiking involved. Make sure color choices are neutral or bland as bright colors will catch the eye of any wildlife. You want to be blending into the area not waving a flag. A vest or jacket with some deep pockets especially zippered or buttoned is extremely useful to have your extra memory cards, battery, lens etc., handy. Note that opening Velcro pockets is noisy and will scare off some wildlife. If you are not familiar with the area, note where you left from or where you need to get to. Carry a compass and know your directions.





*Photo by Judith Barat*



*Photo by Bob Wagener*

Keep in mind that once a creature is sighted you have no control over its movements so taking time to set up a shot is rarely a capability. Do a bit of research ahead of time on the animals or birds you may run into and choose a couple of settings that will work most of the time.

Research homework about the place you will be shooting is a productive must. You will get a sense of what may appear or where you will be more successful. Reading blogs and previous photographer's experiences of the area are crucial as well as knowing, in general, the wildlife's behavior that you expect to encounter. For dangerous wildlife on a safari practice shooting at a zoo is available. Guided trips not only allow you to rely on the expertise of the guide but you have a lot of information they can share about the wildlife, the area, and the cultural background that can make a day fantastic.

Upon encountering a subject keep a low profile. Move slowly and have your camera on silent shutter if you have that available. Burst mode may also scare them so use it sparingly unless they are in full action. Use a sturdy tripod either aluminum or carbon fiber with multi-angled legs for setting on rough terrain, equipped with either a ball-head or gimbal head. These heads roll smoothly and are easy to adjust. A simple bean bag is handy to put on the edge of a window to eliminate shake from a running vehicle motor and helps steady your camera weight.





*Photo by Bill Hallier*




*Photo by Jeff Lipshitz*

A fast shutter speed (at least 1/2000) is necessary for moving wildlife to avoid blur. 1/1000 is good for slow-moving creatures. Generally, use a low ISO(100-200) to limit noise. In low light conditions, bump your ISO to about 800 for adequate exposure at high shutter speeds.

Think about your composition. Allow space in front of where your subject's head is pointed. Make eye contact with your subject as that gives life to your image. Try for an eye-level perspective with your subject but only if it is allowed and safe to get to ground level. During Golden Hour—both sunrise and sunset—wildlife is most active; make the most of your light opportunities and rise before dawn to be in place and forfeit happy hour or better yet bring it with you.

*Photo by Ines Roberts*



*Photo by Walter Naumann*





Always keep your safety and the animals' safety in mind. Do not antagonize any creature. And do not go backing up over a cliff getting that amazing shot! If you are in a National Park or Sanctuary: know the visitor rules; opening and closing times; what areas are off-limits; and, if you are riding in an open safari jeep don't stand. Note that on safaris your guide will get you close to the wildlife and a good guide will position the vehicle once or twice at a sighting so all occupants have a good photo opportunity or viewing if he safely can. And sometimes the curiosity of the creature will come to you and be at your side. Stay calm and no freaking out. Be prepared. On my first game drive in Sabi Sands, we saw a leopard in the distance. I thought it would be a flicker and this elusive animal would be gone. But he stayed around going from tree to tree marking his territory and soon he was 3 feet away looking up at me in the jeep and had a little sit-down. On another safari on the Eastern Cape elephants came down our road causing the guide to drive off the road at the top of a cliff to let them pass. I was at the back of the jeep when 3 of the "teen bulls" decided to stop right behind my seat to have a bit of a wrestling match. Heads were pushing and tusks were clicking but I knew by their behavior that they were just jousting not being aggressive. I did crawl down to the floor level just in case one of their heads or tusks came my way.

How not to scare wildlife off? Do not approach them from above as then they feel as they are being hunted. Slow movements and approaching while they are eating is preferable and freeze when they look up. Approach in a zig-zag manner. Be as silent as you can. Turn your cellphones off.

*Photo by Chris Seaton*







*Photo by Bob Rottenburg*



*Photo by Stephen Shirrell*

Notice the landscape around you. Do not miss out on outstanding vistas or unique rock outcroppings while you wait. And wait you will.

Patience is a virtue. Sit with wildlife. Watch your wildlife. Wait. This is not a shoot-and-run type of hobby. Your subject may not appear and there may be a disappointment in a day's outing. Careful planning and research will assure an incredible capture by camera.

Hunting with your camera in your local neighboring areas and parks can be a great activity for social distancing. Once virus restrictions are relieved it would be a great time for an African safari, river adventures or Patagonia hikes and National Parks and Sanctuaries before the crowds start back and the landscape is pristine and teeming with wildlife.

Go out and shoot!



Go out and shoot!

*Linda Havanagh...editor*

*Photo by Ron Williams*



# EXHIBITION: Image Submission Requirement **Chris Seaton**

**SUBMIT TO: [c4exhibitions@gmail.com](mailto:c4exhibitions@gmail.com)**

## **NAMING THE IMAGES**

**Title\_Of\_The\_Photo%%Peo%%First\_LastName**

## **SIZE OF IMAGES**

**No greater than 5120 pixels wide or 2880 in height.**



Details for the categories for submissions are located on the website and are published in the [2021 Annual Guide](#)

. Please check there for reference or instruction. You can email me at [seatopwr@cox.net](mailto:seatopwr@cox.net) with questions. Juried Exhibitions always occur on the First Tuesday of each month the club meets (no meetings in January, August, or December). Each month members may submit one image in up to three categories of their selection plus one print. The categories from which to choose are always the same: Creative/Conceptual Editng, Nature, Open, People, Prints, and Unscored. **Announcing:**

## **Special Assignments for 2021**

Clearly, 2020 saw disruption on a global scale. Memories of our regular lives fade, and visions of returning to normalcy are foggy, at best. Through it all, we challenge ourselves to keep our own spirits high and to do what we can to raise the spirits of those around us. We seek healthy, safe responses for frustration and isolation. We invent creative alternatives to lost routines, and we reflect on unfamiliar feelings. We seek to understand, and we seek to be understood. We look at our surroundings from new perspectives, and...

This year we challenge you to submit a photo in each category as a means of sharing a bit about your life in these challenging times. This year the Special Assignments have a common theme:

### **My Pandemic Life.**

Share an image old or new, (created using any device for photographic capture that conforms to the guidelines of each category) that tells us something about your mood; your emotions; your companions; your environment; your routines; your boundaries. Show us what makes you happy or sad; what lifts or lowers your spirits; someone or something you value differently than before. In short, tell us about your life in the era of COVID-19.

**Open: March 2021 • People: May 2021**

**Nature: July 2021 • Creative/Conceptual Editing: October 2021.**



## EXHIBITION NIGHT: Judges

Stuart Wilson

**CCCC Exhibition Night February 2, 2021**

Professional judges: **Monica Furmanski** and **Ralph Clevenger**.

Club Judge: **Jeff Lipshitz**.



**Monica Furmanski** was born and raised in Southern California. She studied fine art and photography at Scripps College, where she received her Bachelor of Art, and at The Claremont Graduate School, where she received her Master of Fine Art. Furmanski started teaching in 2006 and has taught digital and analog photography at Oxnard and Ventura College, as well as at Cate School. Furmanski co-directs the artist-run gallery, 643 Project Space, in Ventura, CA with her husband, Matthew in operation since 2007. Furmanski has been working with photography for the past 27 years and continues to challenge traditional notions about the function of photography. Her work is in the Samella Lewis Contemporary Art Collection at the Williamson Gallery, at the Hyatt Regency in San Francisco, the Community Memorial Hospital permanent Collection, and she has exhibited in many venues, which have recently included Photo L.A. in Los Angeles and Berlin, Germany, and a solo exhibition at California State University, Channel Islands, Napa Hall Gallery.

**Ralph Clevenger** grew up on the coast of North Africa and began diving in the waters of the Mediterranean Sea at the age of 7. He studied zoology and worked as a diver/biologist for the Scripps Institution of Oceanography before attending Brooks Institute of Photography.




Ralph specializes in commercial photography and video of eco-travel, wildlife, and underwater subjects. He is the author of the book "Photographing Nature", and was a faculty member at Brooks Institute for over 33 years. To see his work check out [www.ralphclevenger.com](http://www.ralphclevenger.com) or his Instagram portfolios at [ralphwildshot](https://www.instagram.com/ralphwildshot).


**Jeff Lipshitz** grew up in Cape Town South Africa where he got his first camera at age 10. He moved to the States in 1977, where he furthered his OB/GYN career with a subspecialty in Perinatal Medicine. In 2000 Jeff moved to Santa Barbara and attended Brooks Institute of Photography. Jeff has had several solo and group exhibitions and has won numerous awards for his photography. His photos hang in private and corporate collections, including 25 of his photographs hanging in the Santa Barbara and Goleta Cottage Hospitals. Jeff's passion is Travel Photography with a particular interest in documenting disappearing cultures around the world.



*Photo by Jeff Lipshitz*



*Monica Furmanski*



*Ralph Clevenger*



# PRINT

*highest average score 2020*

## Bill Banning: 3<sup>rd</sup> Place (Selected Images)



Burano



Goleta Pier



Memorial



Rocky Nook Infrared



Street Shots

## Ron Abeles: 2<sup>nd</sup> Place (Selected Images)



Generations



Cala Lilies



Gaviota Pier




Goleta Sunset



Steam's Wharf in Fog

## Highest Average Score: Print Category


*Selected Submissions from  
Ron Williams*



Magnolia



Sagittarius



Stairway to Heaven



Corona



Aggression



# ALTERED REALITY

*highest average score 2020*

## Judith Barat: 3<sup>rd</sup> Place (Selected Images)



Flower Girl



Night Stalker



Wild Blue Yonder



Prelude to Flight



There's a New Sheriff in Town

## Jeff Lipshitz: 2<sup>nd</sup> Place (Selected Images)



Welcome



Goatees



Good Fetch



Altering Reality



Southern Bee Eaters

## Highest Average Score: Altered Reality Category

*Selected Submissions from  
Chris Seaton*



Protest




Hendry's Foggy Morning



Melted Glass



Tranquil Tides



Sunset Arch



OPEN

*highest average score 2020***Bill Hallier: 3<sup>rd</sup> Place (Selected Images)**

Alone



Bryce National Park



Fishing in Myanmar



Which Way to Waynapicchu?



Peek-a-Boo

**Jeff Lipshitz: 2<sup>nd</sup> Place (Selected Images)**

Windy Dune Hike



California



Africa




Looking to Land



Good Catch

**Highest Average Score: Open Category***Selected Submissions from  
Bob Rottenberg*

Life's a Beach



The Apparition



The Portal



Orangutan



Timepiece



# PEOPLE

*highest average score 2020*

## Stephen Sherrill: 3<sup>rd</sup> Place (Selected Images)



Ascending Lloyd's of London



Bathing in the Light



Christina



Nicole



Robin

## Bob Rottenberg: 2<sup>nd</sup> Place (Selected Images)



Baby Blue Eyes



Pigtail Girl



The Kiss




Colors of India



The Accordionist

## Highest Average Score: People Category

*Selected Submissions from  
Jeff Lipshitz*



Friends in Isolation



Sunset Fishing



Dinner



Boy from Burma



Himba Makeup



# NATURE

*highest average score 2020*

## John Stuelpnagel: 3<sup>rd</sup> Place (Selected Images)



Impalas Fleeing



Colors



Piranha Popsicle



Pest or Pollinator?



Bobcat in Los Padres

## Ron Williams: 2<sup>nd</sup> Place (Selected Images)




Vortex



Hello Sunshine



Northern Shoveler



Trouble Ahead



Red Eye

## Highest Average Score: Nature Category

*Selected Submissions from  
Bob Rottenberg*



Iguana



Tail of a Whale



Alpha Male



Giraffes



Say Ah



# AWARD

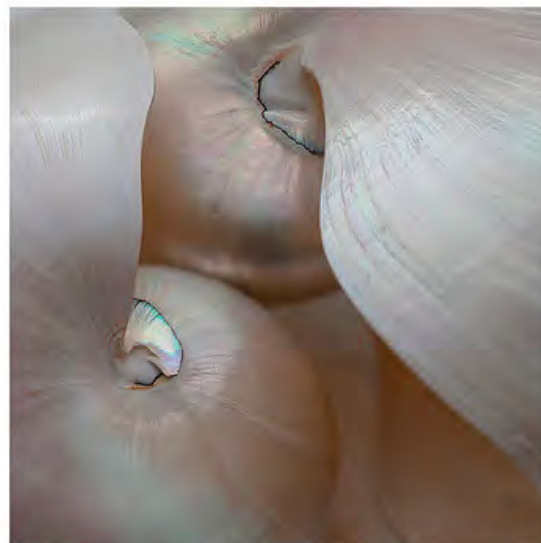
## *Special Assignment 2020*



Altered Reality Assignment: Glass  
"Melted Glass"



Nature Assignment: Animals in Groups  
"Guardians"



Open Assignment: White on White or Black on Black  
"Close Encounters"



People Assignment: Modes of Transportation  
"Fast Rope Training"

**Channel City Camera Club**  
**2020 Special Assignment Award**  
 Highest Average Score for All Special Assignments

**Chris Seaton**



*Images of the Year 2020*  
**ALTERED REALITY**

*Honorable Mention - Jeff lipshitz "Goatees"*



*3rd Place - Zoltan Puskas "VALLEY TREES"*





*2nd Place - David Hancock "IN THE BLUE"*



*1st Place - Zoltan Puskas "Birds of Paradise"*






# Images of the Year 2020

## NATURE

Honorable Mention - Ron Williams "ANGELS TRUMPET & PROTEA



Honorable Mention - Bob Rottenberg "NESTING PETRAL"





*3rd Place - Jeff Lipshitz "LEOPARD & SEAL PUP"*



*2nd Place - Bob Rottenburg "INTO THE STORM"*





*1st Place - John Stuelpnagel "Colors"*





*Honorable Mention - Bill Banning "CROW, NO VIRUS"*



*Honorable Mention  
Bill Hallier  
"FISHING IN MYANMAR"*





*3rd Place - Jeff Lipshitz "PEONIES"*



*2nd Place - Bob Rottenberg LISBON TWILIGHT*





*1st Place -Bob Rottenberg "ALL ABOARD"*





# *Images of the Year 2020*

## PEOPLE

*Honorable Mention - Bob Rottenberg*  
*'THE ACCORDIANIST'*



*Honorable Mention - Stephen Shirrell "ROBIN"*





*3rd Place - Ken Pfeiffer "CRUISING"*



*2nd Place - Bob Rottenberg "PIGTAIL GIRL"*





*1st Place - Judith Barat "REVERIE"*





# Images of the Year 2020

## PRINTS

*Honorable Mention - Ron Williams "AGGRESSION"*




*3rd Place - Ron Abeles "GENERATIONS"*





*2nd Place - Ron Williams "STAIRWAY TO HEAVEN"*



*1st Place - Ron Williams "MAGNOLIA"*





# PROGRAM NIGHT

# DEB GIBSON

February 16, 2021, 7:00 p.m.

*Don't Miss This Unique Program!*

## **CCCC Presents: The Niagara Frontier Regional Camera Club McKellar Competition**



CCCC Presenters:

Stuart Wilson, Bob Rottenberg, Steve Sherrill, and Patti Gutshall.

The Niagara Frontier Regional Camera Club is made up of 21 individual camera and photography clubs, with some of those clubs belonging to the Canadian Association of Photographic Arts (CAPA) and/or the Photographic Society of America (PSA). It encompasses an area in the Niagara Peninsula in Southern Ontario, Western New York, and Pennsylvania, making it truly an international organization.

The McKellar Competition occurs each quarter when the NRRCC invites other PSA affiliated club members to score high achieving photos from each of their member clubs. CCCC Club Judges Patti Gutshall, Bob Rottenberg, and Steve Sherrill will score 126 submitted images to determine this quarter's McKellar Competition.

Scoring will take place before Program Night in a manner similar to our Monthly Exhibition Night and Annual Awards scoring. On Program night the Judges will share all the submitted images and announce their scores. They will comment on high-scoring and other favorite images, and take questions from CCCC members in attendance.

### **NFRCC Links of Interest**

[Niagara Frontier Regional Camera Club Home Page](#)

[McKellar Competition Page](#)

[Recent McKellar Awardees](#)



## 4th Tuesday Program

Organized by club members like you!

---

**Tuesday, February 23, 2021**

**Zoom at 7:00 p.m**

### **How CCCC Can Help Us Maintain Photographic Motivation**

Join other club members in exploring ways to keep things clicking in these trying times. We'll be presenting a couple of specific initiatives for your consideration including a presentation on a well-established online Photographic Scavenger Hunt.

We'll also share other ways to be more regularly engaged in your photographic passions and how to make the most out of our 2021 Fourth Tuesday Programs.



*Knowing is not enough; we must apply.  
Willing is not enough; we must do.*

- Johann Wolfgang von Goethe



Click on the links below to take an **online trip** to:

## THE LIFE PICTURE COLLECTION

The LIFE Picture Collection is the visual chronicle of the 20th century and one of the most important photographic archives. From 1936 to 2000, LIFE commissioned more than 10 million photographs across 120,000 stories.



At its height, LIFE magazine's incomparable images and essays reached 1 of 3 American readers. The original pictures and articles remain in the LIFE Picture Collection, an unprecedented cultural asset with millions of untold stories and unseen images.

*In addition to its core LIFE photographic archive, it has also acquired a number of photographic collections over the years, including:*

**Dahlstrom Collection** - About 7000 glass plate negatives of New York and the mid-Atlantic region taken by photographers Wallace Levison and George Brainerd from approximately the 1890s through 1910s.

**DMI Collection** - This archive from the former David McGough Agency chronicles red carpet, music, and other celebrity events from the late 1970s through the early 2000s.

**Hugo Jaeger Photographic Archive Color** - photographs of Europe primarily during the Nazi era taken by one of Adolf Hitler's personal photographers. These images document rallies, private events of National Socialist leadership, and important photographs of ghettos and concentration camps.

**Mansell Collection** - Assembled by a London collector and organized by subject, this archive is particularly focused on art and culture. It contains more than 600,000 pieces—prints, daguerreotypes, glass plates, and other formats—from the 1870s-1940s.

**Pix Inc. Photographic Archive Prints** - from a photographic agency founded by LIFE.

<https://www.life.com/life-picture-collection>



# SPECIAL INTEREST GROUPS

## **BIRD / WILDLIFE & LANDSCAPE SIG**

**DON GREEN**

The Bird/Wildlife SIG includes bird and environmental/landscape photos. So all you people out there who aren't into bird photos but want to do landscape photography come on out. Questions? Email: **Don Green**

Greetings fellow photographers,

The new year begins and to paraphrase Lewis and Clark "we proceed on". We say adios, ciao baby, hasta la vista, and good-bye to 2020. A year we would all like to forget. Let's now hope 2021 will be better.

Getting back to birds and after all, that's why you're reading this, the theme for this month is "Birds in the Landscape". Think about birds in their environment and how the two interact with one another. So what's it all mean? The scene is just as important as the bird although the bird should dominate. The two should be in close harmony. Now that doesn't mean don't photograph birds in flight or birds sitting on a branch or any other style you want to do or come across. Go for it. The theme is just a challenge for something a bit different.

The January Flicker album is up and if anyone is having trouble understanding how to post photos please don't hesitate to contact me and I will be glad to assist.



ATTENTION!


[Click to view](#)

[Bird / Wildlife & Landscape SIG and all CCCC Photo Albums](#)





*A bad hair day!*





# ***STREET PHOTOGRAPHY SIG***

## ***DAVID AUSTON & CHRIS SEATON***

### Some Street Photography Resources

There haven't been any formal Street Photography SIG events recently, but there are loads of exceptional resources out there for anyone interested in this genre of photography. Here are a few to explore and consider:

**Book:** *The Americans* by Robert Frank

**Book:** *The Street Photographer's Manual* by David Gibson

**Book:** *Masters of Street Photography* by Rob Yarham

**Book:** *How I Make Photographs* by Joel Meyerowitz

**Website:** Complete Guide to Street Photography for Beginners


**Website:** Street Photography "Refocus Your Attention"

**Website:** Eric Kim - "Start Here"

**YouTube:** Street Photography Videos by Frederik Trovatten



Joel Meyerowitz



Henri Cartier-Bresson



## IMAGE EVALUATION

STUART WILSON

The Club will continue its successful evaluation program in 2021. Its objective is to help members improve their photographic skills. Club members may submit one photo per month via email for critique and helpful suggestions by some of our more advanced members. Members may use this service to help them refine their entries in the monthly exhibitions. Your photo will be sent to our reviewers anonymously and their comments will be emailed to you a few days later. Simply email your photo, resized to no more than 1400 pixels on the long side to:



Stuart Wilson <stuarttwilson@gmail.com>

***[Careful... there are 2 t's in stuarttwilson]***

with a subject heading of "Image Evaluation Program"  
call 805-962-0365.

## PSA NEWS

Walter Naumann

The Photographic Society of America web site is:

[www.psa-photo.org](http://www.psa-photo.org).

Excellent online classes are included with the membership of \$45/year. Photos can be submitted to an expert for advice. I have had a turnaround time of less than an hour. I am a member of the study group#16 and Linda Kavanagh is a member of Photo Travel Group#1 and they are using a new format for open discussion which has Linda intrigued. A photo is submitted once a month for review by the group members. {no more than 7 members} She has met her group via Zoom in which they plan on meeting that way a few times a year so people can get to know each other. There are several different photographic genres to choose from including creative, 3D, monochrome, macro etc.





## PRINT SHOWS

## STEPHEN SHERRILL

**Due to COVID-19 restrictions our print shows are temporarily on hold.**



*"What i like about photographs is that they capture a moment that's gone forever, impossible to reproduce."- Karl Lagerfeld*

## CAMERA HELP

The following members have volunteered to provide "camera help." You are welcome to contact them if you need help.

### Canon Cameras:

- Stephen Sherrill: [sfsherrill@earthlink.net](mailto:sfsherrill@earthlink.net)
- Sally Berry (Canon EOS R & R5 Mirrorless): [sandpiperberry@gmail.com](mailto:sandpiperberry@gmail.com)

### Nikon Cameras:

- Stuart Wilson: [stuarttwilson@gmail.com](mailto:stuarttwilson@gmail.com)
- Ron Williams: 805-448-4995 especially the D800 and D7000 series

### Fujifilm Cameras:

- David Auston: [dauston@cox.net](mailto:dauston@cox.net)

### Sony Cameras

- Pat Birdsell [pbnana4@gmail.com](mailto:pbnana4@gmail.com) 805-231-2207

If you would like to volunteer as a camera expert, please email: [president@cccameraclub.com](mailto:president@cccameraclub.com).



# Critique This Image!

This month the photographer submitted the image below along with some specific requests of our member commenters. In your comments, please include your responses to the submitter's note that **"I'm particularly interested in ideas that move the eye from the lower left to the upper right corner."**



**[CLICK HERE TO PROVIDE COMMENTS OR CRITIQUE](#)**

*Really. Do this. Now. More participation = More value!*

**Do you have an image you want to be critiqued?**

Send it in (with or without title). We'll put it in an upcoming Angle!

Send to **[president@cccameraclub.com](mailto:president@cccameraclub.com)**



# Last Month's Anonymous Critiques

---

## Summary of Anonymous Commenters



**Score:** The average suggested score was 6.

### **Comments from Members:**

- Good capture. Nice lines invite your eye to explore the image.
- The eye follows the brighter areas from foreground to background through the opening in the bridge.
- I would look to accentuate the arch and cloud view and add some clarity to the image.
- I would add saturation, maybe vibrance and brightness to the brighter areas to increase the contrast.
- Without overdoing it, I'd add texture and clarity to the inner part of the bridge, especially on the right side.
- I would crop the top until there is no sky. I would crop the right 1/5 to remove the sky.
- Darken the inside of the arch and foreground.
- Accentuate the clouds.
- Maybe convert to B&W.



# 10 OLD PHOTOGRAPHY METHODS

## TECH TALK: *posted from Photographic Industry Trends*

---

Since the first photo was taken in the early 1800s, many photography techniques have been attempted. Some have been successful and shaped the future of photography, while some have been outlawed or forgotten. These old, failed photography methods teach us a lot about where photography culture has come from, and where it's going. Here are 10 old photography methods that have fallen out of the mainstream today:

**Camera Obscura** The Camera Obscura was created in the ancient times and was the device that led to the development of the camera. This device uses a small lens to project an image from the outside onto a flat surface. This was used for things like watching solar eclipses and drawing, but the image could not be permanently transferred on its own. It wasn't until the use of Silver Chloride that photographs came to be.

**Wet Plate Photography** Wet plate photography, or Collodion Process, replaced the daguerreotype during the 1850s. Basically, the wet plate method was inconvenient and time-consuming requiring the photographer to coat the material, sensitize, expose, and develop it in a short amount of time. Although this technique is uncommon today, many still practice it to achieve a historic look.

**"Watch the Birdie"** Another one of these forgotten photography methods include the famous "watch the birdie" phrase which originates from photographing kids. When young kids got distracted, photographers would hold a small brass bird. When the photographer was prepared to take the photo, he would squeak the bird to make kids look in a particular direction. This phrase still exists today for getting attention!

**Flashlight Powder** This was used as a flash in dimly-lit locations. It was a potent mix of chemicals that burned brightly, creating an immediate "flash." The powder lit so quickly that many photographers received burns and the technique was discontinued.

**No Smiling** Ever wonder why people never smile in old photographs? In the first photos, the exposure time was so long that people couldn't hold smiles. Additionally, having your photo taken was a luxury and honor and people wanted to appear proud and stoic. Another theory is that their teeth were not so nice-looking!

**“Hidden” Cameras** Private investigators have been using cameras since they were first invented, but that doesn't make them stealthy. The first secret cameras were large bulky wooden boxes that were hidden inside large trench coats. During the early 1900s, they became pistol cameras, pocket watch cameras, and cane cameras. These were high-tech then, but compared to today's secret technology, they are obsolete.

**Photograms** A Photogram is an image transferred onto paper without a camera. By setting objects on photographic film or paper and exposing it to light, the negative shadows of images remain. Photograms transformed 3-dimensional objects into flat images, with high contrast. It was a new artistic way to explore photographic images on a gradient scale, but the hype was short-lived.

**Nitrate Film** This highly-flammable film was the first widely available film for photographers. Its use led to photo booth fires, many deaths, and decline in production. Unfortunately the remaining film decomposed into a flammable gas, leaving no one safe from it's fragility and danger. In 1978, almost a century after it was initially produced, The US National Archives and Records Administration's nitrate vault automatically ignited, burning over 300 original film negatives. Today, average citizens must be issued a special license to store and transport.

**Polaroids** When we say polaroid, we are speaking of the instant film made famous by Polaroid in 1948. What it essentially did was combine a camera and a darkroom in a single device. Once the picture was snapped, the film was pulled from the camera and allowed to develop, taking about 3 minutes. Polaroids have seen a resurgence in popularity from nostalgic photographers and pop culture. OutKast, a rap duo, famously coined the phrase “shake it like a Polaroid picture” in their 2003 hit song, making a huge comeback for the world of instant film.

**Disposable Cameras** These were once a necessity on a summer vacation or camping trip. Introduced in the late 1980s, they were an inexpensive, easy way to document a trip or event. Unfortunately for these disposables, digital cameras have become more affordable since 2000, and its rare to find consumers using these disposables. You can still find them in local grocery stores, but they will never be as popular as they once were.

Currently in the photography industry, we are seeing a rise in the popularity of these old photographic processes and practices. Low-quality photos are promoting nostalgia, clearly seen from Instagram's rise in fame. This shows us how important it is to remember these older photography methods and understand how they came to be.

"Smile you're on candid camera"



## MEMBER NEWS

**From Linda Kavanagh:** **Tech Talk** the new Angle newsletter feature highlights or explores any type of photography technique. I would appreciate any additions that the club members can share; any handy tips or tricks of the trade. If you happen upon an interesting article as you while away your time on the internet, please share it with the club members. The article does not have to be composed by the club member. I use a PC, so PDF format is the best way to email and jpeg for any photos. If the article has YouTube videos etc., send the link to: [angle@cccameraclub.com](mailto:angle@cccameraclub.com)

**From Bob Brown:** Note the upcoming closure of the photo center at all Costco locations on February 14, 2021. Since the introduction of camera phones and social media, the need for printing photos has steeply declined, even though the number of pictures taken continues to grow. Costco has determined the continued decline of prints no longer requires on-site photo printing. Digital technologies allow consumers to do more with their photos, including the ability to personalize canvas, metal & acrylic prints, or create photo books, stationery, calendars and other gifts. They will continue to ship these products and prints through the Costco Photo Center website, CostcoPhotoCenter.com. Costco's home movie video transfer, passport photo, photo restoration and ink cartridge refill services will no longer be available after February 14, 2021. Pick up any remaining orders you have at your local Costco location by March 28th, 2021.

**From Chris Seaton:** Check out the Nature Photographer of the Year Contest 2021. It's a contest that celebrates the artistry of nature photography with some fantastic including our top cash prize of €3.000 for the overall winner, plus other great cash prizes and cool photo equipment. When you enter our nature photo competition you will also help various nature conservations projects throughout the world. Learn more at this link

[Nature Photographer of the Year Contest Website](#)

*"If it makes you laugh, if it makes you cry, if it rips out your heart, that's a good picture."*

*- Eddie Adams*




# Pack your suitcase for your trip through the lens and a member's journal . . . Wachau Valley - Floating Down the River



- Linda Kavanagh

In the spring of 2019 I did my first river trip on Viking Cruise Lines riverboat, the Inge. The itinerary was the Danube from Budapest, Hungary to Passau, Germany. Out of all the river trips I chose this itinerary because of my European heritage and I wanted to cover a few Eastern European countries and the river rolls through the Wachau Valley, designated as a UNESCO World Cultural Landscape. "It is classified as a "continuing landscape", which is characterized by a particular culture and continues its traditional way of life. The culture and landscape still influence each other and contribute their distinctiveness to the ongoing development of the landscape." Along the free-flowing Danube are rolling hills, terraced vineyards, stone walls, and historic villages. Returning from the crusades in the Holy Land the English King Richard the Lionhearted was imprisoned at Durnstein Castle and ransomed for silver.

The Valley is a photographer's dream. Note the river is bound by hills on either side so be aware of what time the sun will be rising when you are there and plan to capture the sun's rays as they pass through the trees as the rays first peek over the mountains. Use the grapevines as foreground. If you want the best shots of the villages you will need to shoot across the river to the other side. Melk and Krems hem in the Valley. Wachau towns date back to the 11th and 12th centuries.







Floating on the Danube is silent and as the landscape glides by one picturesque site appears around the bend, one after another and the sundeck of a River Cruise offers the opportune advantage for photographic captures on either side of the river. The valley itself is 25 miles long. You pass through locks on the river journey. Built so narrow that you can touch the walls as the ship passes. King Ludwig 1 of Bavaria {1786-1868} inspired by the system in England and France began building this incredible system of 101 locks.

Wachau Valley, a medieval landscape is waiting for you.

# MENTOR PROGRAM

# DAVID AUSTON

The purpose of the Camera Club's Mentorship Program is to help both incoming and current members improve their photographic skills, learn to use software and hardware, participate in print and digital image exhibitions, and in general to become more fully integrated into the many diverse activities of the Club. To accomplish this goal, a group of more experienced active members of the Club have volunteered to be mentors, offering advice in the following areas:

- Choosing and using camera equipment and lenses that match your photography interests.
- Digital post-processing: Lightroom & Photoshop & other software programs
- The digital darkroom: choosing a computer, monitor & storage system • Some basic principles of composition
- Basic principles of lighting • Black & white photography • Preparing and submitting an image for the Club exhibitions • Printing your own prints and/or using a print service
- Other assistance as needed, just ask.

Mentors, their areas of expertise and a brief bio will be found in the Club's Current Annual Guide. Contact information for each mentor is also are listed below.

Incoming and current members (mentees) who wish to seek advice on one or more of the foregoing areas should directly contact the appropriate mentor listed. If you need help selecting a mentor or have questions or concerns about being a mentor or mentee or how the Program works, please contact David Auston, who has responsibility for coordinating the program (dauston@cox.net; cell: 805.570.0206).

Both mentors and mentees are expected to follow appropriate guidelines for professional conduct as exemplified for example by best practices for student/teacher relationships and avoid using the Mentorship Program for personal gain or any use other than those outlined here.



## List of Mentors & Contact Information:

**David Auston** (dauston@cox.net; cell: 805.570.0206).

**Bill Banning** (wb@williambanning.com; cell: 858.229.9250). Editing software, MacOS operating system, Zoom support

**Judith Barat** (baratjudith@gmail.com; 612. 360. 4977). Mentoring beginning photographers. She uses a Canon 5D Mark IV.

**Chris Seaton** (seatopwr@gmail.com; 805.403.9839). Assist members to get images ready for competition.

**Stephen Sherrill** (sfsherrill@earthlink.net; 805.682.4876). General photographic and art mentoring.

**Bob Wagener** (bob.wagener@gmail.com; cell: 805.452.0800). Bob is available to help with all things film: choosing your format, locating and testing a solid camera, restoration and minor repairs, shooting with film, even scanning your images into digital files for post-processing.

**Ron Williams** (laladera77@gmail.com; 805.687.4910). Can assist with submitting prints to Club Exhibitions and Canon cameras.



**the mentors**

# Classified Corner

## Got G.A.S. (Gear Acquisition Syndrome)?

Seek relief here!

*Way before we knew about COVID-19, photographers were afflicted with GAS, or Gear Acquisition Syndrome. It's still around, too, and there's no vaccine. But now, there's a new page in the Angle where those who may be suffering from it can meet up with those who are trying to recover. Let us know if you have gear you're selling, or if there's a particular item you're looking for. It's a win-win situation!*

## FREE TO A GOOD HOME

Select ink cartridges (new, unopened) for the Canon Pro-10 printer.

I have recently retired my first photo printer and purchased a new model. I have remaining ink cartridges that I'll be happy to give away if you own a Pro-10 printer. These are definitely specific to that printer, so they'll be unusable in any other model.

I have the following cartridges available:

- (3) MBK - Matte Black
- (2) PKB - Photo Black
- (2) GY - Gray
- (2) CO - Chromium Optimizer
- (2) M - Magenta
- (1) PM - Photo Magenta
- (1) PC - Photo Cyan
- (1) R - Red





# CHANNEL CITY CAMERA CLUB BOARD 2020

|  |                 |
|--|-----------------|
| President.....                                 | Bill Banning    |
| Vice President.....                            | Steven Lewis    |
| Secretary.....                                 | Damian Gadal    |
| Treasurer.....                                 | Bob Wagener     |
| Past President.....                            | Walter Naumann  |
| Projected Images Director.....                 | Chris Seaton    |
| Print Exhibition Director.....                 | Ron Williams    |
| Print Show Director.....                       | Patti Gutshall  |
| Program Director.....                          | Deb Gibson      |
| Education Director (4th Tuesday Programs)..... | Vacant          |
| Membership Director.....                       | Sally Berry     |
| Equipment Director.....                        | Vacant          |
| Field Trips.....                               | Judith Barat    |
| Angle Editor.....                              | Linda Kavanagh  |
| Judges Director.....                           | Stuart Wilson   |
| Publicity Director.....                        | Carrie Topliffe |
| Webmaster.....                                 | Damian Gadal    |
| Scorekeeper.....                               | Zoltan Puskas   |
| PSA Representative.....                        | Walter Naumann  |



*"THE MACAWS" by Bruce Straits*



*"CHASMANTHE FLORINBUNDUM" by Stephen Sherill*