

THE ANGLE

FEBRUARY 2020
VOLUME 83 NO. 1

"BONSAI" by Barbara Hodgson



Table of Contents

Pg 1: Upcoming Events
Pg 2: Club Information
Pg 3: From the Editor
Pg 4: President's Message
Pg 5: Exhibition: Image Requirements
Pg 6: Exhibition: Judges
Pg 8: Annual Award Recipients
Pg 17: Field Trips
Pg 17: Special Interest Groups
Pg 20: Program Night
Pg 21: 4th Tuesday Program
Pg 22: Image Evaluations
Pg 22: PSA News
Pg 23: Print Shows
Pg 23: Camera Help
Pg 24: Image Critique
Pg 26: Member News (George Welik)
Pg 28: Travel Journal
Pg 31: Mentor Program
Pg 33: Back Page

NOTE: Links unsupported properly at this time. See the Table of Contents above and enter Command-F (Mac) or Control-F (PC) followed by "Pg #" replacing # with the page you want.

upcoming events

Midnight: Friday, January 31

February Exhibition Submissions Due

Tuesday, February 4

February Juried Exhibition 7:30 pm

*(Location change: **SB Museum of Natural History: Fleischmann Auditorium**)*

Tuesday, February 18

***Program Night:** Street Photography, Chris*

*Broughton, presenter (Location change: **Bird Hall SB Museum of Natural History**)*

Tuesday, February 25

***4th Tuesday Program:** Using Smart Collections in Lightroom, Bill Banning, presenter*

Goleta Library Print Show

March 1 - March 31 (see details page xx)

Newsletter of the Channel City Camera Club

Founded 1939 • Santa Barbara, CA

A Member Club of the Photographic Society of America
www.psa-photo.org

Founded in 1939, The Club meets publicly from February through November (exception of August) and an awards banquet occurs in January. Exhibitions are held on the first Tuesday, some programs on the third Tuesday, and some Education/Training on the fourth Tuesday.

Please check the schedule to verify that Programs and Education/Training are actually scheduled to occur.

We meet in Farrand Hall, Santa Barbara Museum of Natural History
 3559 Puesta del Sol, Santa Barbara.

Doors open at 7:00 p.m. to give visitors time to meet members before formal programs begin at 7:30 p.m.

These events are free to the public and we are always happy to see new faces. Only club members may enter their works into Exhibitions and attend Field Trips.

Annual dues for membership are \$50.00.

USEFUL LINKS

[Channel City Camera Club Website](#)

[CCCC Photo Website on Flickr](#)

[CCCC Facebook Group Page](#)

[The Angle Archives Website](#)



Click icon for link


Email Exhibition Images : c4exhibitions@gmail.com

Email Angle Editor at : angle@cccameraclub.com

FROM THE EDITOR

Linda Kavanagh

Let us congratulate the image winners of the year and the high score achievers for the year. 2019 had been an amazing year and I myself have learned a lot especially with putting together a newsletter.



I am looking forward to 2020 but very sorry I will not be around the Santa Barbara area to participate in the new SIG learning adventures. The expansion of the bird SIG to include landscape just might have dragged me out to get some landscape practice and the street photography I have been dabbling in myself with computer tutorials. It would have been a lot of fun going out with a group. I'll try and practice here from the beaches of Kauai.

Please note the call for volunteers in the Member News for our "Pack Your Suitcase" section. Details are listed there.

Short editorial as there are a lot of winning pictures to load....

2020 a new decade for photo memories...keep snapping!

Linda Kavanagh...editor



Pictures from my six hour study tour in Auschwitz

Welcome to CCCC 2020

We've got another great year in store for us! Our members continue to create wonderful images and have more opportunities for sharing them and interacting with other members than ever before.



Our exhibition nights will continue every first Tuesday with only a couple of small changes. You'll be able to enter one print each month AND up to three digital images. We'll try out a judging sequence with comments coming before the display of scores. We'll require that special assignments all be taken *after* the announcement of the topics, and we'll require members to have submitted at least five (up from four) images in a category to be eligible for High Average Score honors at the end of the year.

We'll continue to offer compelling programs, education, training, and non-competitive image sharing. And will be adding new Special Interest Groups and modifying some existing ones. We'll continue to offer periodic Field Trips and opportunities for members to come together to shoot photos or visit exhibits and events.

The Angle will be evolving as we roll out a new Annual Guide that contains lots of static club information that will no longer be repeated each month in the Angle.

Finally, and arguably most importantly, the Channel City Camera Club will remain a rich community resource for photographers of all levels to interact, share, and learn more about creating images that create a response in others. Come join in the fun. You'll find yourself making both photos and friendships!

EXHIBITION: Image Submission Requirement

SUBMIT: c4exhibitions@gmail.com

NAMING THE IMAGES

Title_Of_The_Photo%%Peo%%First_LastName

SIZE OF IMAGES

No greater than 4000 pixels wide or 2666 in height.



Details for the categories for submissions are located on the website and in the new Annual Guide that was sent last week. Please check there for reference or instruction.

Juried Exhibitions always occur on the First Tuesday of each month the club meets (no meetings in January, August, or December). Each month members may submit one image in up to three categories of their selection plus one print. The categories from which to choose are always the same: Altered Reality, Nature, Open, People, Prints, and Unscored.

Special Assignment Schedule for 2020

Each year, the club has four special assignments, one in each of the four projected image categories. ***All entries must be taken after announcement of the year's assignment topics (October 25, 2019).*** Special Assignments in all four topics for the year will be eligible for recognition highest average special assignment scores for the year. Photos submitted for special assignments will also count toward high average score for their category.

March 3–(Open).....White-on-white or black-on-black

May 5–(Altered Reality).....Glass

July 7–(People).....People and their modes of transportation

October 6–(Nature).....Animals in groups*

**3 or more of the same or different non-domesticated animals*

EXHIBITION NIGHT: Judges

Stuart Wilson

For our CCCC Exhibition on Feb. 4 2020 our professional judges for the month will be DAVID PALERMO and RON ABELES. Our club judge will be INES ROBERTS.



DAVID PALERMO: David's interest in photography started in the 8th grade when he saw the magic of his first black and white photograph appear in a tray in the darkroom. He then became absorbed in Ansel Adams' work. In order to purchase his first camera, David sold two autographed Ansel Adams books. His main passion is creating landscape photographs in black and white. To support his fine-art landscape photography David also photographs homes, people, museums, retail, as well as resorts and even aircraft.

RON ABELES: My Uncle Joe gave me my first camera while I was in junior high school in Los Angeles: A Yashica Mat 124 twin-lens Reflex camera. This was a highly successful knock-off of the now classic Rolleiflex that Joe used as a professional Broadway portrait photographer. He taught me the basics of getting the right exposure without a light meter and gave me a few rolls of film. Then I was on my own. Twenty years and three cameras later, I took my first photography class at the National Institutes of Health in Bethesda, Maryland, where I worked for thirty years. Since moving to Santa Barbara, I joined the Santa Barbara Art Association (SBAA) and am one of its directors. I have exhibited in juried shows at various SBAA venues, the Santa Barbara Tennis Club, and the Jewish Community Center. I have had two solo shows in the small Faulkner Galleries at the Santa Barbara Public Library.

INES ROBERTS: Ines was educated in Germany and England and is a citizen of both the UK and the US. She joined a camera club in Scotland whose members helped to educate her in photography but is otherwise a completely self-taught. Her photographs have been published throughout the world and have been awarded numerous prizes including those from the Sierra Club, the Royal Photographic Society (RPS), the Photographic Society of America, and the BBC. She is a Fellow of the RPS and a member of the London Salon, an exclusive group of only 40 photographers. Ines has a love for nature and believes that photography is constantly enriching her life. She feels that belonging to CCCC since 1966 has been a never-ending experience. She was recently recognized as an honorary member of the CCCC for her longstanding contributions.

Congratulations Ines on your CCCC recognition as an honorary member!



Ines Roberts photos from years past

AWARD WINNERS OF 2019

PRINTS

HIGHEST AVERAGE SCORE WINNERS

1st place: DAVID AUSTON

2nd place: RON WILLIAMS • 3rd place: INES ROBERTS • HM: KEN PFEIFFER

PRINT IMAGES OF THE YEAR

1st Place



Ron Williams "Old Chevy Ready to Roll"

3rd Place



Ron Williams "180 degrees"

2nd Place



David Auston "Hydrangea"

Honorable Mention



Ron Williams "Wings"

ALTERED REALITY

HIGHEST AVERAGE SCORE WINNERS

1st place: **CHRIS SEATON**

2nd place: WILLIAM BANNING • 3rd place: JUDITH BARAT • HM: ZOLTAN PUSKAS

ALTERED REALITY IMAGES OF THE YEAR

1st Place



Judith Barat "In the Deep End"

2nd Place



Greg Smith "Light and Shape"

3rd Place



William Banning "Mondrian Sunset"

Honorable Mention



Chris Seaton "Raindrops"

NATURE

HIGHEST AVERAGE SCORE WINNERS

1st place: **ROBERT ROTTENBERG**

2nd place: **RON WILLIAMS** • 3rd place: **INES ROBERTS** • HM: **JOHN STUELPNAGEL**

NATURE IMAGES OF THE YEAR

1st Place



Robert Rottenberg "Polar Bear"

2nd Place



Robert Rottenberg "Poppy"

3rd Place



Ron Williams "Red Tail"

Honorable Mention



John Stuelpnagel "Dragon in Flight"

PEOPLE

HIGHEST AVERAGE SCORE WINNERS

1st place: JEFF LIPSHITZ

2nd place: BOB ROTTENBERG • 3rd place: WILLIAM HALLIER • HM: STEPHEN SHERRILL

PEOPLE IMAGES OF THE YEAR

1st Place



Ann Purdy "Beautiful Boy"

2nd Place




Jeff Lipshitz "Vedda Tribe Sri Lanka"

3rd Place



Stephen Sherrill "Generations"

Honorable Mention



William Banning "Till You Come Home"

OPEN

HIGHEST AVERAGE SCORE WINNERS

1st place: ROBERT ROTTENBERG

2nd place: RON WILLIAMS • 3rd place: WILLIAM BANNING • HM: STEPHEN SHERRILL

OPEN IMAGES OF THE YEAR

1st Place



David Basso "Playa Punta Hermosa"

2nd Place




Robert Rottenberg "Homestretch"

3rd Place



David Auston "Autumn Colors"

Honorable Mention



Chris Seaton "Peacock"

SPECIAL ASSIGNMENTS AWARDS

Stephen Sherill



Special Assignment (Open): Santa Barbara Details
"Mission Mist"



Special Assignment (Altered Reality): Symmetry
"Speak No Evil"



Special Assignment (People): Hands
"Generations"



Special Assignment (Nature): Long Exposure Showing Movement
"Lime Kiln"

2019 MERRILL C. HART AWARD FOR DEVOTED SERVICE

Recipient: BARBARA HODGON



2019 AWARDS BANQUET







FIELD TRIPS

Judith Barat

I've been recuperating from surgery unfortunately so need some ideas for future field trips. Anyone with any ideas give a shout!



Stay tuned for more information on upcoming Field Trips!

SPECIAL INTEREST GROUPS

BIRD SIG

DON GREEN

EXPANDING THE SCOPE of the Bird/Wildlife SIG

Two new items: After considerable thought and a couple whiskeys I am expanding the Bird/Wildlife SIG to include environmental/landscape photos. So all you people out there who aren't into bird photos but want to do landscape photography come on out. Landscape for this is defined by images large, a grand vista, and small, maybe a clump of fresh mushrooms. Also, we will be concentrating on one area per month. This way photographers will be able to visit that area at their leisure many times during the month taking advantage of the light and other things such as tide fluctuations and weather conditions. Bird photographers who want will still be able to gather as a group Wednesday mornings or if that is not convenient we can set another day. Areas will be chosen at random but that particular area will be expanded to include surrounding areas offering a variety of scenes to photograph. Interested? Questions? email: Don Green

Photos from these trips are on the club flicker site: <https://goo.gl/KzjyxA>

SCULPTING WITH LIGHT SIG

BARBARA HODGDON

We will be continuing our SCULPTING WITH LIGHT SPECIAL INTEREST GROUP at a later time in the future. Stay tuned and meanwhile if you continue to practice please keep submitting your “happy” achievements on the last album in our FLICKR account but also to the ANGLE and we can post them as a “keep on truckin” and improving success. Also should you have a question you need answered feel free to reach out to members and between the members of the original group and others that could not attend it will get answered.

Check out some more examples of SWL at:

<https://goo.gl/Kzjyx>



Sculpting with
Light
by David Auston



STREET PHOTOGRAPHY SIG

DAVID AUSTON & CHRIS SEATON

We propose to create a new special interest group on the topic of Street Photography beginning in February 2020. Here we outline the scope, activity, membership, and other features of the group. This document also serves as a preliminary resource guide for CCCC members who may join the group.

What is Street Photography? Although not rigorously defined, street photography is typically about candid photography in public places. It may be about people, places or both and need not be on a street nor in a city. The defining elements of the genre are its candid and serendipitous qualities, which make it both challenging and rewarding. Beginners are often stricken with shyness and a fear of offending people. However, with a little practice and some simple guiding principles, along with the support of like minded Group members, it can become a delightful way to develop your photography skills and have some fun doing so.

What will the Group Do? The main activity of the group will be field trips around Santa Barbara and nearby communities. These will likely be one-half day in duration (one day if going farther afield such as LA). Members will share their images on the Smug-Mug website and once a month the group will meet at Valle Verde for one-half day to discuss different approaches to Street Photography and share examples of their camera work and processing techniques (both b&w and color). To launch the Group, Deb Gibson, the C4 Program Director, has arranged for Chris Broughton to give a lecture on February 18 on the topic. A former Brooks faculty member, Chris has become an avid street photographer and gives workshops on the topic via the UCSB/Brooks Foundation. He also takes groups abroad once or twice a year to shoot the streets of Paris.

Membership. Any dues paying member of the Club will be eligible to join the Group. No experience is necessary nor is any special equipment needed. We do ask, however that members make a commitment to participate in most of the field trips and meetings. Depending on the interest level, it may be necessary to limit the membership to approximately 12 to 15 people to ensure that the field trips and meetings are beneficial to all participants.

PROGRAM NIGHT

DEB GIBSON

February 18, 2020 @ 7:30 pm

Bird Hall, SB Museum of Natural History

"Chris Broughton on Street Photography"




Chris grew up traveling and remembers vividly taking his mom's twin lens camera for a five week summer camp into the mountains of North Carolina with a single 12 exposure roll of film when he was eleven. "The precious 12 frames were mine to fill with the jewels of the summer. The quest to visually fill the frame has never stopped".

Chris began his education at Oregon State University then completed both his BA and MS in Photography at Brooks Institute of Photography. He was honored to return to his alma mater and serve as a faculty member for over 20 years. One of the true highlights of teaching at Brooks was the opportunity to spend 10 weeks each summer, for five summers, taking students abroad to study in the "city of light", Paris. He has continued the Paris journey for the last two summers with students from Mount Saint Mary's University.

He currently teaches in the Graduate Film Program at Mount Saint Mary's University, Los Angeles; a History of Photography class at Antelope Valley College in Lancaster; and Photo Boot Camp through UCSB Professional and Continuing Education.

Because of his recent travels he has been working on a project entitled 'Artist Portraits' on artists working in Paris. You can see more of Chris's work on his website www.christopherbroughton.com




Fourth Tuesday Program

organized by **Bill Banning**

February 25, 7:30 p.m. Farrand Auditorium

Using Lightroom Collections and Smart Collections"

*This program is rescheduled from November 26
when the museum closed due to the Cave Fire*



- You'll learn the difference between Lightroom's folders and collections. You'll learn the power of "Smart Collections" which can automatically gather your photos into collections based on your preferred criteria.
- You'll learn how to create a series of Smart Collections that will automatically include your best photos for any given year based on different ways of rating and ranking your own photos, ultimately leading to a Smart Collection that contains only your most highly prized images of the year (i.e. a Top 10 Favorites Collection for any year in your Lightroom Catalog!).
- You'll go home with a link to a training video and a PDF instruction sheet that you can use as a reference when you set up your own "Top Favorites Smart Collections."

But wait... there's more:

We'll have some non-competitive photo sharing that was scheduled for November 26.

IMAGE EVALUATION

STUART WILSON

The Club will continue its successful evaluation program in 2020. Its objective is to help members improve their photographic skills. Club members may submit one photo per month via email for critique and helpful suggestions by some of our more advanced members. Members may use this service to help them refine their entries in the monthly exhibitions. Your photo will be sent anonymously to our reviewers and their comments will be emailed to you a few days later. Simply email your photo, resized to no more than 1400 pixels on the long side to:




Stuart Wilson <stuarttwilson@gmail.com>

[Careful... there are 2 t's in stuarttwilson]

with a subject heading of "Image Evaluation Program"
call 805-962-0365.

PSA NEWS

Walter Naumann



The Photographic Society of America web site is: www.psa-photo.org.

Excellent online classes are included with the membership of \$60/year. Photos can be submitted to an expert for advice. I have had a turnaround time of less than an hour I am a member of the study group of 16. <http://www.psadigital.org>. It is a good way to compare and critique photos with people around the world.



PRINT SHOWS

STEPHEN SHERRILL

MARCH 2 - 31, 2020

GOLETA PUBLIC LIBRARY GALLERY



Intake: Mar 2 1pm - 3pm The hanging will begin at 3:00.
Volunteers will be appreciated.

Take down: Mar 31 noon-300pm The earlier you can pick up your prints the better, because someone will have to stay until everything is gone.

A list will be distributed next month with cost per entry.

CAMERA HELP

The following members have volunteered to provide "camera help." You are welcome to contact them if you need help.

Canon Cameras:

- Stephen Sherrill sfsherrill@earthlink.net

Nikon Cameras:

- Stuart Wilson stuarttwilson@gmail.com
- Ron Williams 805-448-4995 especially the D800 and D7000 series

Fujifilm Cameras:

- David Auston dauston@cox.net

We would like other camera brands to be included (Sony, Olympus, etc.), as well as adding more experts on Canon and Nikon cameras. If you would like to volunteer as a camera expert, please send your name, camera make or model that you know well, and Email address to president@cccameraclub.com.

IMAGE CRITIQUE

The Angle has regularly included a photo submitted by a member (anonymously) that is critiqued by another club member. Last year we sent out an email with a link to a photo and a chance for members to make their own comments.

The photo is reproduced here:



There were only three responses, but they're worth sharing. Here's a summary of what a handful of members had to say:

What do you like about the image?

- I like the wave action you captured. It's very interesting.
- I LOVE the wave near the middle. Well captured! It is sharp and soft at the same time, colorful and translucent. Just gorgeous!
- The colors flow from the foreground all the way into the sky which creates a soothing feeling.

How would you improve the image?

- It looks a bit over sharpened.

Leave a critique of the image:

- There are a few distractions I suggest correcting -- level the horizon, remove the rock at the bottom of the frame, and remove the vignette in the top corners. The color of the photo is off, too green. There is too much noise in the sky.
- The wave in the middle is the STAR performer. So it would be good to emphasize this, and draw attention away from the other less beautiful parts of the photograph. Let's start with the sky. It has lots of noise, including color noise and is posterized. Add a noise reduction layer and reduce color noise and luminance noise to the max. Add a mask and paint this into the sky area only. You may even want to crop out some of the top of the sky as it is not adding anything. Next, let's look at the highlights. The eye tends to go to the brightest part of an image. There are large very bright areas surrounding the central wave, which is drawing attention away from the star. Bring down the highlights and whites in the overall image, add a mask, and paint this effect into all the bright areas surrounding the star. You may also want to dodge the brighter areas of the wave to increase the effect. Finally, there is a small rock in the bottom of the image near the center. Clone that out.
- I would be happy to if I could view this enlarged.

What score would you give this image (2 responses)

- 5 and 6

Do you have an image you'd like to ask members to critique? Send one to president@cccameraclub and we'll put it out for comments.

MEMBER NEWS

from George Welik: CCCC Participation in the "Art at the JCC Exposed III" Exhibit Nov. 7, 2019 - Jan. 9 2020.

Six CCCC members participated in the "Art at the JCC Exposed III" open-themed photography exhibit shown in the Jewish Federation of Greater Santa Barbara. Three of our members received a top award or honorable mention. Jeff Lipshitz won the 3rd Place award with his image of "Mr. Ears," as well as honorable mention for "Mongolian Mist." Other honorable mentions went to Chris Seaton for "Sunset Lily" and to Carrie Topliffe for "Becalmed at the Mark." The other CCCC exhibiting photographers were David Auston, Bill Banning, and George Welik.

Also exhibiting in this show were three of our frequent professional judges - Chris Broughton, Joyce Wilson, and Gina Papadakis, who won the 2nd Place award with her image of "Curio IV." The show was juried by Chris Broughton. The purpose of "Art at the JCC" is to provide Central Coast and other artists from all disciplines the opportunity to bring their work to the Santa Barbara community. The Jewish Federation expressed thanks to the Channel City Camera Club for our participation in this exhibit.

"PACK YOUR SUITCASE" VOLUNTEERS NEEDED FOR FULL ANGLE ROSTER

I would like volunteer camera club members who love to travel and take pictures who would like to write up a journal entry of a couple pages of their travels and add about 12 pictures to commit to a month of this section of the Angle. This way you can have time to prepare and I don't have to go begging each month trying to find someone.

Of course, with the way I travel I can always fill the pages myself but I don't find that very fair to everyone else plus I like to share. It can be of a scheduled trip coming up this year or of past years.

The months I need to fill are Mar. Apr. May Jun. Jul. Sep. Oct. Nov. Dec.

So I would like 9 travel photo journalists to step up please.

Any country or city, information valuable to others who may want to visit about the area, what inspired you to choose the place, overall impressions...

If you know your destination please divulge otherwise you can just TBA for now then let me know at a later time.

angle@cccameraclub.com

Linda Kavanagh -Editor the Angle



Mind the bird members...stay safe while you shoot in 2020

Pack your suitcase your trip through the lens and
a member's journal . . .linda kavanagh

VARANASI, INDIA –

the theater of death surrounds you

The author Mark Twain wrote in 1897 of Varanasi, "Benares, another name for the city is older than history, older than tradition, older even than legend, and looks twice as old as all of them put together." And I must say I can't say it has changed since that time. But what a fascinating city and so full of chaotic excitement and at the same time a fixation on death, the celebration of life and the life here after.

Varanasi is a quick nonstop flight after visiting the Taj Mahal and a nonstop return to Delhi so not difficult to get to. Western standards do come down a notch and if you stay in the area of the ghats right on the Ganges several more slips but so well worth the experience. Down the narrow alleyways lined with kiosks of daily goods, dodging pushcarts, motorbikes, dogs, cows and their excrement and the ever present chanting of funeral processions one makes their way down the steep stairs of the ghats {stairs} to the edge of the Ganges. Walking along you meet up with tourists from all corners of India more so than tourists from other countries as this is not on the regular westerners India itinerary. Along the Ganges you will and the funeral fires as many as 300 pyres per day, the males of the family chanting {no females of the family are allowed}, every evening at dusk the Ganga Aarti ceremony is performed with hundreds of pilgrims attending the fire-filled/smoke/lighted dedication. Dawn brings many more to the banks for morning rituals and bathing in the polluted river. Some even drink the waters. Washer men toil with dozens of hotel sheets first washing them against the edge of the ghat then laying them out on the stairs in the sun to dry. Truly how one thinks they could possibly be clean after having all the cows and goats and baboons running at will up and down the ghats all day along with hundreds of people you definitely make sure you book a hotel that absolutely guarantees they use a machine for their laundry. You can walk along the river's edge for a long way yet a relaxing tour is to hire for not much one of the boats and their rowers to escort you.

Many Hindu temples, ancient buildings haphazardly falling into ruin, pillared balconies, stone-carved windows connect each of the architecturally interesting 80 ghats. A photographers paradise.

I used the services of Streetwise Varanasi as a guide for my group of 8 gals for the 3 nights we stayed. I included 2 sunrise boat tours and requested 2 rowers since they were 8 of us in one boat and one sunset boat ride. This worked out perfectly as one morning we went in one direction down the Ganges notably the laundry direction and the second morning we went in the other direction towards the palace of the owner of the Cremation business. Not much of a palace mind you. On the sunset trip, we were able to watch the Aarti ceremony from the river and set free our own flower and candle donations to Mother Ganges. Our guide also organized a tour out of the area to go to the silk-making area warehouses where they were weaving the beautiful threads into scarves and cloth with handlooms. Nearby there is a UNESCO site, Sarnath, a pilgrimage destination for cultures of Hindu, Buddha and Jain.

The colors, the sounds, the food, and the lassie were the best we had in our 3 weeks of India. Hygienically the city creeped me out, therefore, a few days would be my recommendation so you really need to cram in a lot fast and make use of the sunrises and sunsets. Would I return? Most definitely!





MENTOR PROGRAM

DAVID AUSTON

The purpose of the Camera Club's Mentorship Program is to help both incoming and current members improve their photographic skills, learn to use software and hardware, participate in print and digital image exhibitions, and in general to become more fully integrated into the many diverse activities of the Club. To accomplish this goal, a group of more experienced active members of the Club have volunteered to be mentors, offering advice in the following areas:

- Choosing and using camera equipment and lenses that match your photography interests.
- Digital post-processing: Lightroom & Photoshop & other software programs
- The digital darkroom: choosing a computer, monitor & storage system • Some basic principles of composition
- Basic principles of lighting • Black & white photography • Preparing and submitting an image for the Club exhibitions • Printing your own prints and/or using a print service
- Other assistance as needed, just ask.

Mentors, their areas of expertise and a brief bio will be found on our website. Contact information for each are listed below.

Incoming and current members (mentees) who wish to seek advice on one or more of the foregoing areas should directly contact the appropriate mentor listed. If you need help selecting a mentor or have questions or concerns about being a mentor or mentee or how the Program works, please contact David Auston, who has responsibility for coordinating the program (dauston@cox.net; cell: 805.570.0206).

Both mentors and mentees are expected to follow appropriate guidelines for professional conduct as exemplified for example by best practices for student/teacher relationships and avoid using the Mentorship Program for personal gain or any use other than those outlined here.

List of Mentors & Contact Information:

David Auston (dauston@cox.net; cell: 805.570.0206).

Bill Banning (wb@williambanning.com; cell: 858.229.9250).

Judith Barat (baratjudith@gmail.com; 612. 360. 4977). Mentoring beginning photographers. She uses a Canon 5D Mark IV.

Chuck Bloom (samusic@west.net; cell: 805.886.3624). Mentoring beginning-intermediate level in Adobe Photoshop and Lightroom. Assist photographers in developing basic skills in landscape composition and lighting as well as choosing a computer, monitor and storage system.

Chris Seaton (seatopwr@cox.net; 805.403.9839). Assist members get images ready for competition. She uses a Canon 5d Mark3.

Stephen Sherrill (sfsherrill@earthlink.net; 805.682.4876).


Bob Wagener (bob.wagener@gmail.com; cell: 805.452.0800). Bob is available to help with all things film: choosing your format, locating and testing a solid camera, restoration and minor repairs, shooting with film, even scanning your images into digital files for post processing.

Ron Williams (laladera77@gmail.com; 805.687.4910). Can assist with Photoshop and other digital post=processing software.





"FLYING HIGH" by Bill Hallier



"PAINTING CHARLES BRIDGE" by Bob Wagener