THE ANGLE

July 2018
Volume 81

"Snowy Shade"
- John
Stuelpnagel

Newsletter of the Channel City Camera Club
Founded 1939 Santa Barbara, CA

A Member Club of the Photographic Society of America, www.psa-photo.org

The Angle

Newsletter of the Channel City Camera Club

July 2018 – Volume 81 – Number 6

Club Website: http://www.cccameraclub.com
Photo Website: https://googl.Kzjyxa
Facebook Page: https://www.facebook.com/groups/191692638713/
Angle Email: angle@cccameraclub.com
Submit Images To: c4exhibitions@gmail.com
Angle Website: http:// ccccangle.com
Member Of: Photographic Society of America

Table of Contents (hyperlinks, click to go to)

Calendar	From the Editor	President's Message
Exhibition Night	2018 Exhibition Schedule	2018 Special Assignments
Image Requirements/Categories	Exhibition Images	Field Trips
Program Night	Education/Training Night	Image Evaluation Program
Camera Help	PSA News	Print Shows
Equipment Report	Free Camera Equipment	Photo Critique
Annual Picnic	Member Bio	Member Article
Member News	Other News	Our Board

Calendar July 2018

Tuesday, July 3 at 7:30 pm	Exhibition Night – Prints, Open*, Nature, People, Altered Reality
Tuesday, July 17 at 7:30 pm	Program Night – California Landscape - Bill Dewey
Tuesday, July 24 at 7:30 pm	Education/Training Night – Perfect Practice - Ron Williams
Sunday, August 12 at 4:00 pm	Annual Picnic - Stow Grove Park Goleta

** Special Assignment in Open is "Stairways "*

Founded in 1939, The Club meets publicly from February through November (exception of August) and an awards banquet occurs in January. Exhibitions are held on the first Tuesday, some Programs on the third Tuesday, and some Education/Training on the fourth Tuesday. Please check the schedule to verify if and when Programs and Education/Training actually occur. We meet in Farrand Hall, at the Santa Barbara Museum of Natural History at 3559 Puesta del Sol, Santa Barbara. Doors open at 7:00pm to give visitors time to meet members before formal programs begin at 7:30pm. These events

are free to the public and we are always happy to see new faces. Only club members may enter their works into Exhibitions and attend Field Trips. Annual dues for membership are $50.00.

From the Editor Ken Pfeiffer

Welcome to the July 2018 edition of the Angle! This is the last edition of the Angle before September, since we have a break in August where the only club event now planned is the Annual Picnic on Sunday August 12 at Stow Grove Park in Goleta. I hope to see you there! It is always a fun event, and VP **Bob Brown** has planned for a great meal with wonderful friends, and some other interesting activities. I hope you enjoy the picnic and your break, and we will reconvene in September for our next Exhibition on September 4 in Farrand Hall. By the way, don't forget we still have some FREE EQUIPMENT donated by the estate of Sven Walnum.

The Angle is the official newsletter of the Channel City Camera Club. We invite our members to submit articles or other news to be included in the Angle. Please send any contributions by the 15th of each month to the Angle via email. I am also interested in your ideas for improving this newsletter, so please send your input to me at the above address. Thanks much!



"To take a photograph is to align the head, the eye, and the heart. It's a way of life."

- Henri Cartier-Bresson

President's Message Bill Banning

A CALL TO ACTION

It's hard to believe that half of 2018 is past. Seems like a good time for a few mid-year reflections on the state of the Channel City Camera Club. So, here they are in no particular order:

Reflections:

- Our strength is our members, but our membership is shrinking.
- This club is full of remarkably dedicated and talented individuals, not to mention downright interesting people!
- We need to find ways to increase our membership.
- We have great community connections, evidenced by the quality of our judges and program presenters.

- You never know when an exhibition night will yield lower (or higher) scores than expected, but despite ups and downs of judges' scores on any given exhibition night, the comments are always interesting and informative and occasionally controversial. Regardless, the quality of submitted images is consistently good and members are sincere about wanting to improve their craft.
- Did I mention declining membership?
- The club's budget is impacted by lower membership. We're a few years down the path to an unsustainable trend of using reserves to make it through the year.
- Juried exhibitions, field trip opportunities, programs and education/training nights offer a breadth and quality of experience that is unlike anything one might expect in a hobby-based club.
- We need to 1) increase membership, 2) reduce expenses, and/or 3) increase revenues from non-membership sources.
- We're coming upon the time of year when current Board members start to think about whether they want to stay on for another year, switch to a different board role, or leave the Board.

The CALL and the ACTION

I already sent a call for ideas and action via a personal email toward the end of June. Maybe you've already responded. If not, it's not too late. Here's what I'm asking:

- CALL: We need ideas to grow membership, ideas to save money, and ideas to increase revenue. Even more we need action.
  ACTION: Share an idea you have in one of these three specific areas. Own it. Make it happen. Send me an email at <president@cccameraclub.com> outlining your idea and implementation plan.
- CALL: We need *informal* leadership in the club.
  ACTION: Think about what you're willing to do to keep CCCC vital and relevant. Let me know what you will do. How will you lead?
- CALL: We need *formal* leadership in the club. I know there are members out there with the capacity, interest and willingness to take on a Board Director assignment.
- ACTION: If you know you would like to take a role, let me know and I'll connect you with someone on the nominating committee. If you're just not sure, ask questions, and if (when) you get tapped on the shoulder to consider taking a position, take a risk. Don't reject the idea out of hand. Say "Yes!" and it's over. Say "No." and expect to be pestered until you change your mind. Finally, it's okay to come back from the shadows. Been a leader before? Been more active in the past? You can do it again.

Bored? Board! An Invitation:

There will be a Board meeting on July 10th at 7:30 p.m. in Valle Verde's Conference Room. We'll be discussing some of the calls to action mentioned above. And we'll be hearing a budget proposal for next year. If you *are* interested in becoming more active in the club and/or taking a leadership role in the future, come sit in on the meeting. Please RSVP to <president@cccameraclub.com>.

Exhibition Night Stuart Wilson

For our CCCC Exhibition on July 3, 2018 our professional judges will be **Joyce Wilson** and **Chuck Place.** Our club judge will be **Patti Gutshall**.

Joyce Wilson - After a long and successful career in Indianapolis, Joyce moved to Santa Barbara, CA in l996 and served on the Faculty of Brooks Institute until 2013. Her images have appeared in numerous advertising campaigns, featured in solo and group exhibitions, and included in the permanent collections of five museums, including the Santa Barbara Museum of Art. She was awarded the International Photographic Council Leadership Award at the United Nations in 2003, and Professional Photographers of America Lifetime Achievement in 2006. Joyce embraced photography as an art, and is continually growing and experimenting, blending old world technology with contemporary techniques. Her materials include Photoshop and collage, Polymer Photogravure etching, gold leaf, encaustic, pastels, oil and acrylic paint. She shares this knowledge by teaching creative workshops, mentoring teenagers through the Santa Barbara Arts Fund program, and is active in the Santa Barbara Art community. www.joycewilson.com

Chuck Place has worked as an editorial photographer for over thirty-five years, specializing in aerials, food, and people on location. His clients include National Geographic, Sunset, Islands, Time, and Smithsonian. He is also the sole photographer of six books. Place also teaches photography classes at Santa Barbara City College and through private tutoring. Chuck has a popular blog at https://santabarbaraphotographicworkshops.wordpress.com/ with photography tutorials on a wide range of subjects along with posts by other instructors.

Patti Gutshall began studying photography under the direction of Everett Weinreb at the Photographic Institute of Santa Barbara, working with 4X5 film and the wet darkroom. After developing an allergy to the chemicals she turned to the digital darkroom. Following that she has won a number of contests, including 3 images on permanent display at Santa Barbara Cottage Hospital, and 24 photos in the new Goleta Valley Cottage Hospital. We all know that her favorite word is “FUN.” She loves taking pictures everywhere she goes. They may not be the perfect exposure or the sharpest and may not win an award, but they are priceless in her mind. She has nevertheless won numerous CCCC awards and always excels as a Club judge.

2018 Exhibition Schedule

Date	Subjects					
July 3	Open	Prints	Unscored	Nature	People	Altered Reality
September 4	Open	Prints	Unscored	Nature	People	Altered Reality
October 2	Open	Prints	Unscored	Nature	People	Altered Reality
November 6	Open	Prints	Unscored	Nature	People	Altered Reality

2018 Special Assignments

Date	Classification	Assignment
July 3	Open	Stairways
October 2	People	Humor

The special assignments for 2018 are:

Open - **Stairways** – practice your architectural shots with a look at stairways
People - **Humor** – People in humorous situations or interacting in a way that displays humor

Each year, the club has four special assignments, one in each of the four projected image categories. ***Remember that entries for special assignments must be taken in the year preceding the assignment***.

Image Requirements/Categories/Scoring

Requirements for submitting images for Club exhibitions are posted at:
http://cccameraclub.com/exhibition-rules/

All submitted images must be entirely made by the entrant, with an exception for use of textures not created by the entrant. You may submit up to three different images in three different categories in each exhibition. **Images are submitted in six** categories:

1. *Open*: This is an open-ended category for all exhibitions includes images on any subject done using any technique.

2. *Prints:* A printed photograph may be entered at each exhibition without restriction on subject material or the technique used to create the image. It shall not be smaller than 5" x 7" or larger than 13" x 19", horizontal or vertical. It must be mounted to a suitable backing board or printed on a light weight flat surface less than 1" thick that can stand on the exhibition easel. The maximum size of the backing board and mat is 20" x 24", horizontal or vertical.

3. *Altered Reality:* For the new "Altered Reality" category, images must show obviously changed natural color, form, and/or shape, and the original photographic content must predominate.

4. *Nature*: restricted to the use of the photographic process to depict observations from all branches of natural history, except anthropology and archeology, in such a fashion that a well informed person will be able to identify the subject material and to certify as to its honest presentation.

(continued on next page)

- All adjustments must appear natural.
- The story telling value of a photograph must be weighed more than the pictorial quality while maintaining a high technical quality.
- Human elements shall not be present. The presence of scientific bands, scientific tags or radio collars on wild animals is permissible.
- Photographs of mounted specimens, or obviously set arrangements, are ineligible, as is any form of manipulation that alters the truth of the photographic statement.
- No techniques that add to, relocate, replace, or remove pictorial elements except by cropping are permitted. No added textures. Techniques that enhance the presentation of the photograph without changing the nature story or the pictorial content are permitted.

5. *People*: Any depiction of the human condition. Formal portraiture, documentary and photo-journalistic images are all appropriate. One or several persons are permitted.

6. *Unscored Critiqued*: this category is available during every Juried Exhibition for members who want an image critiqued but not scored by the judges. The unscored critiqued category has the following specific rules:

- **Subject**: There is no restriction on the subject material or the technique used in creating the image.
- **Quantity**: Unscored critiqued submission is limited to one digital file for each Exhibition, and that individual is able to enter photos in two other digital categories as well. Thus every Club member is eligible to enter three categories at each Exhibition.

Images are **scored** by three judges according to the following guidelines:

- **Score of 9**: image showing exceptional artistic and technical skill.
- **Score of 8**: image showing very high artistic and technical skill.
- **Score of 7**: very good image worthy of award consideration.
- **Score of 6**: average image with some good and some bad aspects.
- **Score of 5**: below-average image needing improvement.
- **Score of 4**: below-average image with a serious technical defect.
- **Score of 3**: image with multiple defects.

File Naming: digital files shall be named without spaces using the following filename format – **Title%%Cat%%Artist.jpg**, where:

- **Title** is your title for the image – no spaces (use underscore between words); no commas, slashes, or apostrophes.
- **Cat** is the Category abbreviation: **Nat** for Nature, **Peo** for People, **Alt** for Altered Reality, **Ope** for Open, **Pri** for Print, and **Uns** for Unscored Critiqued.
- **Artist** is your first name followed by an underscore and your last name - no spaces (use underscore); no commas, slashes, or apostrophes.
- Do not include spaces in the file name – use the %% separator between Title, Category, and Artist.

Example: Nature image “Before the Storm” submitted by Betty Smith would have the file name of Before_the_Storm%%Nat%%Betty_Smith.jpg.

Please Note: JPEG images produced by ACR/Lightroom, Photoshop or Elements by default have the ".jpg" extension. You may not see this on your file explorer if you have file extensions hidden, but it will show up when you attach the image to your email to submit it for the exhibition. Do not add an extra ".jpg" to your filename. If you see a filename like "MyPicture%%Ope%%Rembrant.jpg.jpg" please delete the extra ".jpg" before submitting.

June 2018 Exhibition Images

Prints

"Relaxing" - David Hancock (score 21)

Open

"Empire State Bldg" - Zoltan Puskas (score 21)

Nature

"Jumper" - Chris Seaton (score 23)

People

"Haitian Woman" - Ann Purdy (score 19)

Altered Reality

"Heartbroken" - Ron Williams (score 22)

Editor's Pick

"Nutmeg Finch" - Sandy Grasso-Boyd (score 20)

Field Trips Judith Barat

TBA - TBA

There are no field trips yet planned for July. I will let you know by email if this changes.

Program Night David Auston

July 17, 2018; 7:30 pm – Bill Dewey - Photographing the California Landscape from the Air and on the Ground.

Bill Dewey is a native of San Diego County and attended Brooks Institute of Photography, the University of California at Davis, and Rochester Institute of Technology. He has had his private pilot's license since 1981, and bases his aerial photography out of Santa Barbara airport.

Bill has been photographing the California landscape since taking up the camera in the early 1970's, and has had a photography studio/business in Santa Barbara for 30 years. Some of his favorite subjects include the California Channel Islands, the Carrizo Plain, Baja California, and the rural California landscape. A member of the Santa Barbara OAK Group, he has been distinctly influenced by the art and character of the noted California painter Ray Strong.

As an architectural photographer, Bill has specialized in large format documentation for the Historic American Building Survey. This program has been contributing photographs to the Library of Congress since the 1930's. Bill's work has included the 19th century pier in Huntington Beach, California, the Mare Island Naval Base in San Francisco, the massive Saturn rocket test stands used in the Apollo moon project at Edward's Air Force Base, and more recently, the Golden Gate Bridge.

His work can be found in the collections of Santa Barbara Museum of Art, the Museum of Ventura County, the Carnegie Museum of Oxnard, the Santa Cruz Island Foundation, the University of California at Santa Barbara, Lompoc Valley Hospital, as well as those of many private individuals.

Bill has been published extensively and his work is shown at The Marcia Burtt Gallery and The Cabana Homes Fine Art Division in Santa Barbara.

Sacramento Delta Patterns

Salinas Hay Patterns

Melting Hills, Santa Ynez Valley

Education/Training Sandy Grasso-Boyd

Tuesday, July 24 at 7:30 pm - The 3Ps: Perfect Photographic Practice by Ron Williams

Sandra Grasso-Boyd asked Ron to give a talk on “Best Practices.” He accepted her invitation, but decided to give it a more catchy title: “3Ps” or “Perfect Photographic Practice”. He should disclose, however, that what he will describe is not necessarily “Best” or “Perfect,” but what works for him. He will cover the photographic basics of **Exposure, Focus, Composition, Post-Processing, and Lighting**. While his talk is oriented toward beginning and intermediate photographers, more experienced members are also invited as they may be able to contribute some of their accumulated knowledge.

Image Evaluation Program Stuart Wilson

The Club will continue its successful evaluation program in 2018. Its objective is to help members improve their photographic skills. Club members may submit one photo per month via email for critique and helpful suggestions by some of our more advanced members. Members may use this service to help them refine their entries in the monthly exhibitions. Your photo will be sent anonymously to our reviewers and their comments will be emailed to you a few days later. Simply email your photo, resized to no more than 1400 pixels on the long side, to Stuart Wilson with a subject heading of "Image Evaluation Program". If you have any questions contact Stuart at 805-962-0365.

Camera Help

In response to our previous requests, the following two members have volunteered to provide "camera help":

- **Canon Cameras - Stephen Sherrill - sfsherrill@earthlink.net**
- **Nikon Cameras - Stuart Wilson - stuarttwilson@gmail.com**

You are welcome to contact them if you need help.

We would like other camera brands to be included (Sony, Olympus, etc.), as well as adding more experts on Canon and Nikon cameras. If you would like to volunteer as a camera expert, please send your name, camera make or model that you know well, and Email address to president@cccameraclub.com. Thank you.

PSA News Walter Naumann

Here is a link to PSA photos by the highest rated members:

https://psa-photo.org/index.php?ppsa-galleries

Here is a link to PSA groups: https:// PSADigital.org

There are 76 groups with different interests, each of 6 or so members who critique each other's work. I am in group 16. This Group and most others are for general interest, but other group interests are listed here.

MACRO/Close-up
Monochrome
Assigned Subject
Creative
Infrared
Land/Sea/Cityscapes
HDR
Phoneography
Nature Plus
Advanced Photoshop Compositing
Painting
Street Scenes
Sports
Portraits
3D

Photography Society of America (PSA) representative. Contact me with questions.

More information about the PSA on the PSA website www.psa-photo.org

To join the PSA, please go to this page:
https://www.psa-photo.org/index.php?join-or-renew-membership

Print Shows Stephen Sherrill

Congratulations to all the members who participated in the Goleta Library print show. Thanks again and we'll see you at the Faulkner Gallery show in August!

Equipment Report George Welik



This is my first Equipment Report since over a year ago, shortly after I became Equipment Director in 2017. My lack of reporting can correctly be interpreted as all has been going well lately with the CCCC equipment. In the last year, the only purchases we've made are for batteries for our wireless microphones; new output adapters for laptops, which computer makers seem to like to change on new models; and laser pointers, which have occasionally walked away after juried exhibitions.

In December 2016, damage occurred to scoring equipment used in our juried exhibitions. Gilbert Roberts, Ines' husband, graciously troubleshot and repaired this damage, requiring much persistence on his part. His repairs have proven to be robust, and we are extremely thankful to Gilbert for this contribution that he made to the Camera Club over a year ago.

Since the beginning of 2017, the scoring equipment is being kept in a hard plastic tote to try to protect it from handling damage. The same is true for the lighting assemblies used when illuminating prints, as the light bulbs are relatively delicate. We have had no more damage after these totes were implemented, knock on wood. All of our equipment is stored in a locked cabinet in Farrand Hall, which is packed to capacity, but everything has its place.

I want to thank all the members who have come to meetings early and helped me set up, or who have stayed after to help me pack up the equipment. I am not going to try to name all these members for fear of inadvertently leaving someone out, but I very much appreciate the effort of all those who help.

Free Camera Equipment

Speaking of equipment, we still have some free camera equipment donated by the estate of our former late member, Sven Walnum. Thank you Paul Suding and Bridget Murphy for this donation. Below is the list of remaining equipment. If you want anything please contact Ken Pfeiffer at angle@cccameraclub.com, or give me a call at 805-207-5469. I will bring this to the next few club meetings as well. (list and pictures on next page)

CAMERAS
2 x Minolta 7000

LIGHT AND COLOR METERS
Spectra lightmeter with extra case
Soligor Spotmeter
(the Minolta spotmeter and Lumisix have already been taken}

FLASH AND LIGHTS
Promatic Flash FTD 4500 AF
Braun Flash
Sunpak Readylight (continuous on camera)
Vari-Angle and Color gels for flash with holder
Vivitar bounce card holder

FILTERS
various color, polaroid, neutral density, color contrast filters

MISC
various manuals, cases, straps, etc.

Photo Critique

Editor Note: This is a new section of the Angle that will appear every month, featuring an image by an anonymous club member and a volunteer guest judge. You may want to examine the image before you read the commentary and see what you think, and what comments you would make if you were a judge in one of our exhibitions. Evaluating an image yourself and then reading an expert commentary is a great way to improve your photographic skills. *You are invited to submit your own images for this section.* What do you think about the image to the right, titled ***"Breakwater"?***

This month's guest judge is **Ines Roberts.** Ines joined a camera club in Scotland whose members helped to educate her in photography, but is otherwise completely self-taught. Her photographs have been published throughout the world, and have been awarded numerous prizes including those from the Sierra Club, the Royal Photographic Society, the Photographic Society of America, and the BBC. Ines has a deep love for nature, and believes that photography is constantly enriching her life. She feels that belonging to CCCC since 1966 has been a never-ending learning experience and contributed to her constantly earning numerous End of the Year awards.

Ines' Critique:

- A good picture should have a harmonious composition, where the important elements are in balance and are not fighting each other for attention!
- It should be correctly exposed without areas or items completely black, or too washed out and lacking any details.
- All dominating items- especially those giving the picture a baseline - should be sharp.

This picture of the harbor pier is not lacking in any of these basic rules !

It is well composed with all the items and areas harmonizing with each other. No line is dividing the picture into two halves or stretching from corner to corner. The line of flags is indirectly led by the bigger, red one, which flatters in a good position, and all the informative items and rocks are touchable, well exposed and sharp in detail.

The forcefully crashing ocean waves, which are so subtly reflected in the enclosed harbor water, give a sense of our constant awareness of having to deal with the powers of nature. There is no daring person on the curving, protecting line. The pier is empty!

The only alteration I would like is bringing the tiny flock of flying birds in an enlarged size out of the flag line higher into the blue sky region. That would be a good balance for the red flag.

Annual Picnic Bob Brown

Channel City Camera Club Annual Pot Luck Picnic
To be held at Stow Grove Park- Area 2
580 N. La Patera Lane, Goleta
Sunday, August 12, 2018 at 4 PM

Here are the details:

- We will begin gathering at Stow Grove Park in Goleta on Sunday Aug. 12th at 4PM, with the hot BBQ food being served at 5PM.
- Everyone is asked to bring a pot-luck side dish to share: either salad, casserole or other hot dish, or, a dessert to share with the group. Please bring a serving spoon or other serving utensil for your dish.
- Members should bring their own drinks.
- Paper plates and plastic utensils will be provided or bring your own if you'd like something different.
- Cost is $10 per person to help the Club cover park rental fees and the cost of the catered BBQ food from Woody's. Pay at the entrance table as you come in.
- Back by popular demand! We'll do an auction of photo-related items. Dig out those goodies from your photo closet and we'll auction them off with proceeds going to help our Club's budget.

I would like to get a headcount of how many servings of Tri-Tip, Chicken or Vegetarian Burgers to arrange with our caterer, Woody's BBQ. **If you plan to attend, PLEASE EMAIL ME at bobbrownsb@cox.net no later than Sunday, Aug. 5th** with your food choice for each person attending so I can tally up our order in advance. Non-member guests are invited when accompanied by a Club member (pay at table).

Member Bio Lorraine and Craig Woodman

We met in grad school at UCSB, where we were studying archaeology (Craig) and cultural anthropology (Lorraine). We have always been interested in contemporary and ancient cultures, and after raising two sons and spending many years managing environment impact studies, we are now spending as much time as possible traveling, enjoying recent trips to Peru, Tanzania, New Zealand, France, Vietnam, Thailand, and Cambodia. We are relative newcomers to photography, but enjoy sharing images of our travels with friends that reflect the different cultures we have experienced. We particularly like shooting pictures of the people we meet, and are most likely to take "grab shots" of passing scenes. We've also been volunteering as staff photographers for the Community Environmental Council at Earth Day for the past few years. We both shoot Nikons (D700 and D7100) and enjoy the Program Nights and hearing the insights of the judges on Exhibition Nights--we promise to submit some photos for judging one of these days!

(images on next two pages)

Member Article Ron Williams

A Catalonian Photographic Workshop

While attending the closing reception of "Art at the JCC EXPOSED! Photography Exhibition" in February, Charlotte and I found ourselves chatting with fellow CCCC members Chris Seaton, George Welik, and Stephen Sherrill, as well as Joyce Wilson, a long-time CCCC judge. Joyce, an active octogenarian, is perhaps the grand dame of photography in Santa Barbara. Her remarkable career spans a half a century, culminating as a faculty member at Brooks Institute. “Why not join me in Spain?” she asked us. Joyce has a charismatic personality, and before long we were intrigued by the possibility of participating in her “last” photographic workshop. Could we possibly join her and over a dozen other students at Cal Ponç de Belians, a beautifully restored farmhouse about two hours from Barcelona in the Pre-Pyrenees — a charming venue for photography? Chris had already signed up for the trip, and together with Joyce and some friendly persuasion, we decided to join them.

We had been to Spain once before — touring the Pueblos Blancos route in Andalusia for our 40th wedding anniversary in 2011. We enjoyed the stunning beauty of the countryside with its iconic antecedents of Santa Barbara style architecture. A trip to Catalonia, so much in recent news, sounded intriguing, especially given the reputation of Barcelona’s monumental architecture. We prefer to spend a few days recovering from jet lag, so we decided to stay three nights in Barcelona before the workshop commenced, and made reservations at the Hotel Duquesa Suites, a transformed 18th century stately home in front of the Barcelona’s old port (think of it as along our own Cabrillo Boulevard across from the yacht harbor, but on a much grander scale). It offered a perfect location to discover the best of Barcelona adjacent to the Gothic district and near the famous Las Ramblas, a tree-lined boulevard with very wide pedestrian promenades on both sides cutting through the heart of the vibrant city (think of it as State Street on a larger scale). Any time during the day and late into the night, several thousand tourists will be meandering along the Ramblas, soaking up the atmosphere and enjoying its activities. We had read, however, that there may also be another group of individuals who are attracted to the Ramblas for a completely different reason: pickpockets and scam artists! We therefore took precautions in securing our belongings, but never once encountered any untoward activities, and felt quite safe the entire time. Plus, we very rarely saw anyone who was disheveled or appeared homeless. Even in the Mercat de Sant Josep de la Boqueria, a crowded public market with an entrance off La Rambla, we never felt at all threatened. Established in 1217, it has an astounding display of fruits, vegetables, meats, seafood, flowers, etc., and has won several "best fresh markets in the world" awards.

Barcelona is famous for the work of Antoni Gaudi, the best-known practitioner of Catalan Modernism. His work has earned world-wide admiration, with seven of his works declared World Heritage Sites by UNESCO. He considered every detail of his creations, and integrated into his architecture such crafts as ceramics, stained glass, wrought ironwork forging, and carpentry. We ordered “skip the line” tickets (www.barcelona.com) to three Gaudi monuments and TMB travel cards (www.tmb.cat/en/barcelona/fares-metro-bus) that allowed us unlimited journeys on the Barcelona public transport network, which was convenient, although taxis are also affordable and plentiful. Additionally, Barcelona is a very pedestrian-friendly city.

We first visited Park Güell, a part of a commercially unsuccessful housing site, as conceived in 1900 by Count Eusebi Güell, after whom the park was named. It was inspired by the English garden city movement; hence the original English name "Park." The site was initially a rocky hill with little vegetation and few trees. The intention was to exploit the fresh air and beautiful views from the site, with sixty lots being provided for luxury houses (think Harold Chase and Hope Ranch Park).

Ultimately, only two houses were built, neither designed by Gaudi. One was intended to be a show house, but on being completed in 1904 it was put up for sale, and as no buyers came forward, Gaudi, at Güell's suggestion, bought it and moved in 1906 and lived there until his death in 1926. Park Güell was designed to bring peace and calm (think of Santa Barbara's original Franceschi House). Gaudi incorporated motifs of Catalan nationalism into the roadways around the Park as they protrude from the steep hillside. His structures follow natural forms with columns like tree trunks supporting branched vaulting. The large four-sided cross at the park's high-point offers a complete view of Barcelona and its bay.

Our next destination was Gaudi's La Sagrada Familia (The Holy Family), which alone makes a visit to Barcelona worthwhile. Construction began in 1882, and when Gaudi died, less than a quarter of the basilica was completed. Continued construction was interrupted by the Spanish Civil War. Now aided by computer-assisted design, it's believed to have entered its final stage of construction, with 2026 as its estimated completion date. When completed, it will have eighteen towers with twelve of the towers representing the apostles, four the evangelists, one designated for the Virgin Mary, and the last one, the highest one in the middle, will represent Jesus. Only eight towers have been completed so far. Just as the façades are characterized by a multi-layered symbolism, the interior of the church is also full of symbols. Every door, every pillar, and nearly every surface has its own symbolic meaning. The basilica's massive weight is supported by these pillars without a load-bearing façade. The result of this ingenious solution is spectacular: the pillars and the vaults transform the interior into a brightly-lit stone forest. Yes, the pillars resemble trees, and on the ceiling there are what appear to be palm fronds. We were there long enough to observe the light from the colorful west-facing stained glass windows begin to cast beautiful Technicolor tones onto the interior ceiling and walls — a surprising phenomena. After leaving this remarkably inspiring monument, Ron said "If there is a heaven, surely Gaudi is there."

The third Gaudi site we visited was his mysterious Casa Batlló, considered by some to be Gaudi's crowning achievement — a reconstruction of an existing building on behalf of the industrialist Josep Batlló. Gaudi drew inspiration from nature in his design of the columns of the façade. Inside, curved and organic shapes dominate the walls, ceilings, and furniture. The shapes on the first floor of the building are reminiscent of caves, and the balcony railings of skull bones. In front of the large windows there are six columns that seem to simulate the bones of a limb. A light well is centrally located with blue tiles that vary from dark to lighter as they descend, thereby producing uniform lighting. Much of the façade and roof is decorated with a colorful mosaic made of broken ceramic tiles. The "fireplaces" on the roof are part of a sophisticated ventilation system that keeps the house cool in summer. The roof is arched and is likened to the back of a dragon with large, shiny scales. It is conjectured that the rounded feature on the left, terminating at the top in a turret and four-sided cross, represents the lance of Saint George, which has been plunged into the back of the dragon. The legend of the patron saint of Catalonia originated in a small village that was terrorized by a dragon. In order to please the monster, the villagers had to regularly offer him a human sacrifice, which was determined by lot. One day the lot fell on the king's daughter. The daughter was then led to the gates of the city to be devoured by the dragon. At that moment Saint George appeared, faced the dragon, and killed it with fatal blow from his lance so as to save the princess. Exactly at the spot where the soil was supposedly soaked by the blood of the dragon, red roses now grow. This is the origin of a tradition to which women in Catalonia receive roses on Saint George's Day.

Barcelona's architecture is more than just Gaudí with architects from around the world coming to admire it. It can be described as bold, colorful, and distinctive with a harmonious blend of old and new. Breathtakingly beautiful, it is enjoyable to stroll the tree-lined streets and mysterious medieval alleys of the city while basking in the atmosphere that radiates from its architecture. Another World Heritage Site that we visited was the Palau de la Música Catalana, designed in the Catalan modernista style. Its concert hall, which seats 2,200 people, is the only auditorium in Europe that is illuminated during daylight hours entirely by natural light. Overhead is an enormous skylight of stained glass with an inverted dome in shades of gold surrounded by blue that suggests the sun and the sky.

Following our stay in Barcelona we traveled by rental cars to the Cal Ponç de Belians farmhouse near the small village of Vallcebre in the foothills of the Pyrenees. At an elevation of 4400 feet, and following the passage of a cold front, the nearby mountains were snow-covered on our arrival with rapidly flowing streams and waterfalls. It was much cooler than Barcelona and we were glad we had brought some warmer clothes. The surrounding countryside was quite scenic with lost hermitages in the woods, medieval bridges, a Romanesque church, ancient farmhouses, and a well-marked network of hiking trails. A timeless, tranquil ambience surrounds one while immersed in this environment. The workshop kept us very busy. There were fourteen students and three instructors composed of fifteen women and two men. All students, except for Ron and Charlotte, were accomplished portrait photographers with artistic flairs. It was an inspiring group! A typical day began with meditation at 7:30 am followed by breakfast at 9:00 am, a lecture at 10:00 am, and lunch at 1:00 pm. Afternoons were devoted to explorations, free time, hikes, or photographic activities. In early evening, Yoga sessions were followed by cocktails and dinner, usually quite late as per Spanish custom. The owner of the farmhouse prepared two delicious Catalonian dinners of paella and tapas. We were treated to a personal performance by a group of six Catalonian musicians and flamenco dancers — on par with those performing during Santa Barbara's Old Spanish Days Fiesta. We agreed afterwards that the experience was reminiscent of the book/movie "Enchanted April" wherein four women journey to a castle in Portofino and initially experience some tensions, but then come together to find rejuvenation in the tranquil beauty of their surroundings. So it was with Cal Ponç de Belians in Vallcebre — except there were talented fifteen women!

Member News

From Ron Williams - Below is a brief dialog I found on a community electronic bulletin board (the word is getting around about the terrific abilities of our esteemed member, **Damian Gadal**, plus he is indeed a nice guy):

Nicole Hall, Hidden Valley
I'm very computer challenged & looking for help. I need some documents transferred from laptop onto other devices... I'm willing to pay for help!!!

Colette Fischer, Westside
My computer savior, Damian Gadal, is an absolute wizard and he can do anything and everything you need. Nice guy, laid back. I have known and worked with him since 1984.

From Judith Barat - The new photo gallery on the second floor of the totally green building on the West Campus Center Receives Coveted LEED Platinum Designation. There are 15 images displayed, 2 of them are mine. This is the link for information on the building.
http://www.sbcc.edu/newsandevents/pressreleases/0040418_leedcertification.php

From Gerry Aspen - I have two of my prints hanging in the Faulkner with the Santa Barbara Art Association. "Morning Calm" is one. Here is what I wrote about it: "Sometimes you are on a trip that hasn't much interest. The weather is gray and at the best, damp. Your guide has you up too early and pulls you into a chilly fog. Subjects are hiding. And then you spot something that stops you behind the group. You position yourself, wait for the right combination from mother nature and a manmade object, and CLICK. Now you enjoy the rest of the MORNING CALM.
Take the time to look around. Or find your group."

Other News

From Mark Wilkinson - This year we postponed our Gaviota Coast Photo Contest until 2019 in part due to the Thomas Fire and in part due to the lack of rain.

Be sure to mark your calendars -- the **2019 Gaviota Coast Photo Contest** sponsored by the Santa Barbara County Trails Council and other organizations will start in January. The contest runs through May 1, 2019. This year's categories include:
Landscape
Recreation
Wildlife
Sunrise/Sunset
Only in Gaviota
Registration and image entry begins January 1, 2019 @ http://sbtrails.org/photography/images/

For more information or to volunteer to help with the contest contact Mark Wilkinson: mwilkinson@sbtrails.org

From Chuck Place - Control a Photograph's Depth of Field with Simple Focus Stacking

Read More Of The Above Post

Chuck Place Summer Photo Classes

Our Board (hyperlinks, click name to email)

President
Bill Banning

Past President
Walter Naumann

Vice President
Bob Brown

Secretary
Damian Gadal



Treasurer
Bob Wagener

Projected Images
Chris Seaton

Print Exhibition
Patti Gutshall

Print Shows
Stephen Sherrill

Scorekeeper
Zoltan Puskas



Equipment
George Welik

Field Trips
Judith Barat

Publicity
Ron Williams



Programs
David Auston

Webmaster
Damian Gadal

Membership
Steven Lewis

Education/Training
Sandy Grasso-Boyd

Judges
Stuart Wilson

PSA Rep
Walter Naumann



Newsletter Editor
Ken Pfeiffer